

# Information technology for detecting the hidden content of text messages

Fulfilled by students of the group 3ACIT-  
17M:

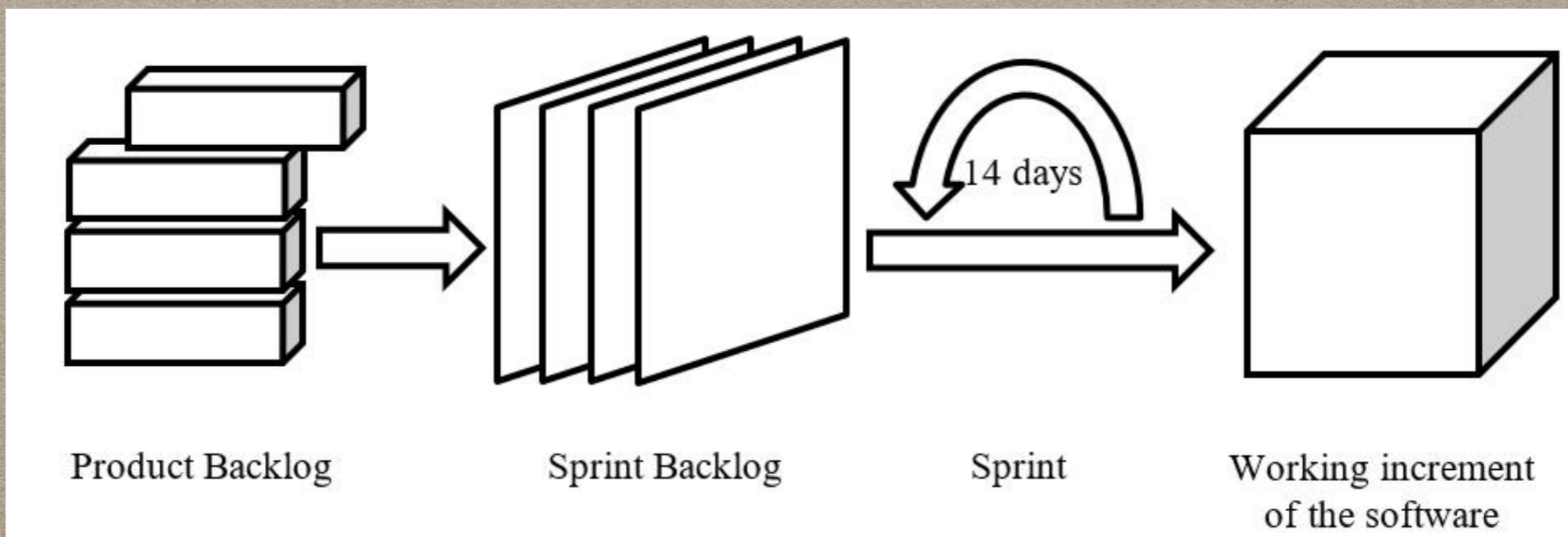
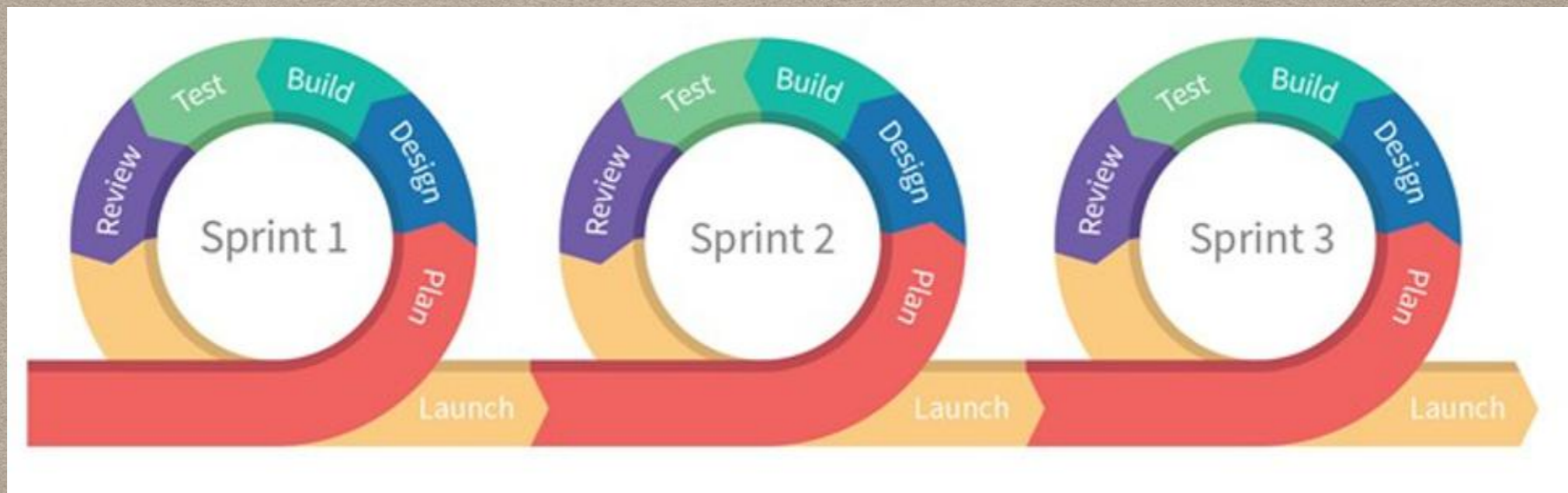
Oleksii O. Maksymov  
Anastasiia T. Maksymova  
Roman V. Slobodian

Supervisor:  
Dr. of Sci., Professor Oleg V. Bisikalo

# PART 1. DEVELOPMENT OF A PROJECT TO CREATE INFORMATION TECHNOLOGY FOR DETECTING HIDDEN CONTENT IN TEXT MESSAGES

- The goal of the project management is to solve a specific task in a short time with minimum transaction costs (related to poor communication, changes, outflow of resources, etc.).

# SCHEMATIC OF THE AGILE METHODOLOGY



# ROLES FOR EACH MEMBER OF THE TEAM

Role member of the team	Full Name
Project Manager, Quality Assurance	Anastasiia T. Maksymova
Project Analyst	Oleksii O. Maksymov
Project Developer	Roman V. Slobodian



# OVERVIEW AZURE USER INTERFACE

Azure DevOps

romichprof / SMM\_Diploma / Overview / Summary

Search


SMM\_Diploma

Private

## About this project

This project has no description yet

Describing the project makes it easier for other people to understand it.



## Project stats

Last 7 days

Boards

18	0
Work items created	Work items completed

## Members

3

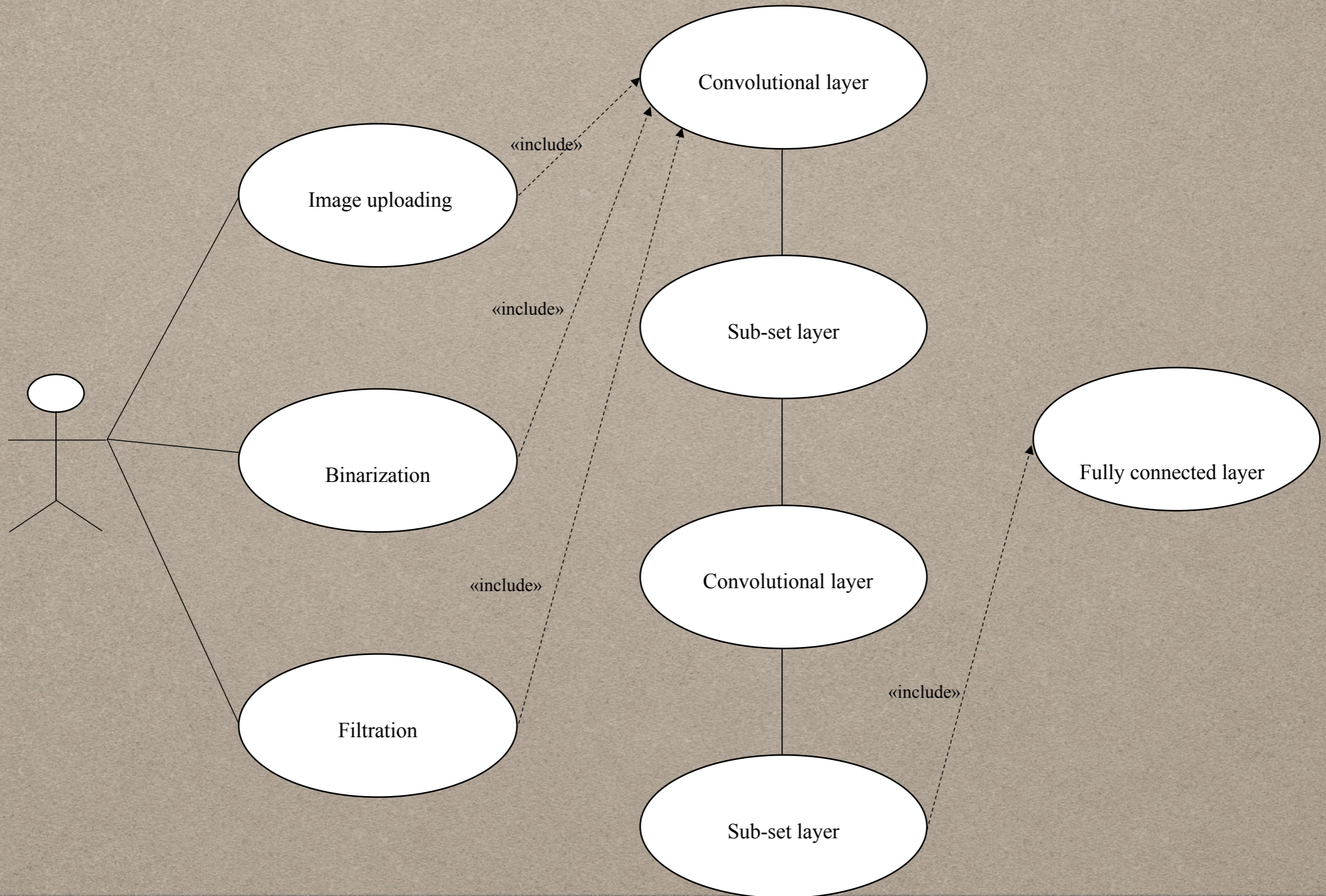
RS AG A

Project settings

## *PART 2. DEVELOPMENT OF THE ANALYTICAL AND MATHEMATICAL SUPPORT FOR INFORMATION TECHNOLOGY FOR DETECTING HIDDEN CONTENT IN THE TEXT MESSAGES*

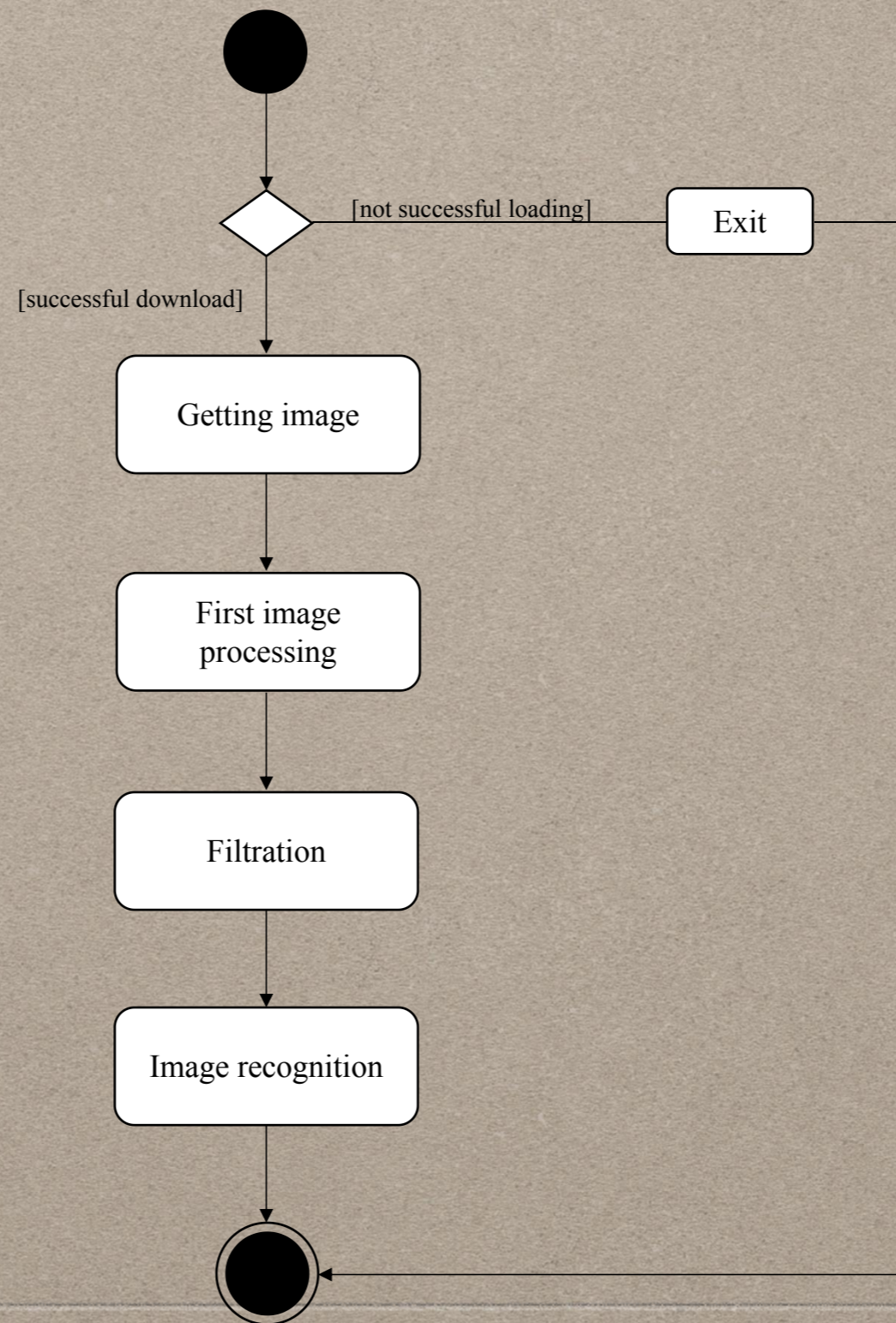
- The purpose of master's qualification work is :
- 1. Create analytical and mathematical support for information technology.
- 2. to improve the quality of recognition of hidden content in text messages through the use of methods of working with Big Data, as well as neural networks and machine learning.

# USE CASE DIAGRAM

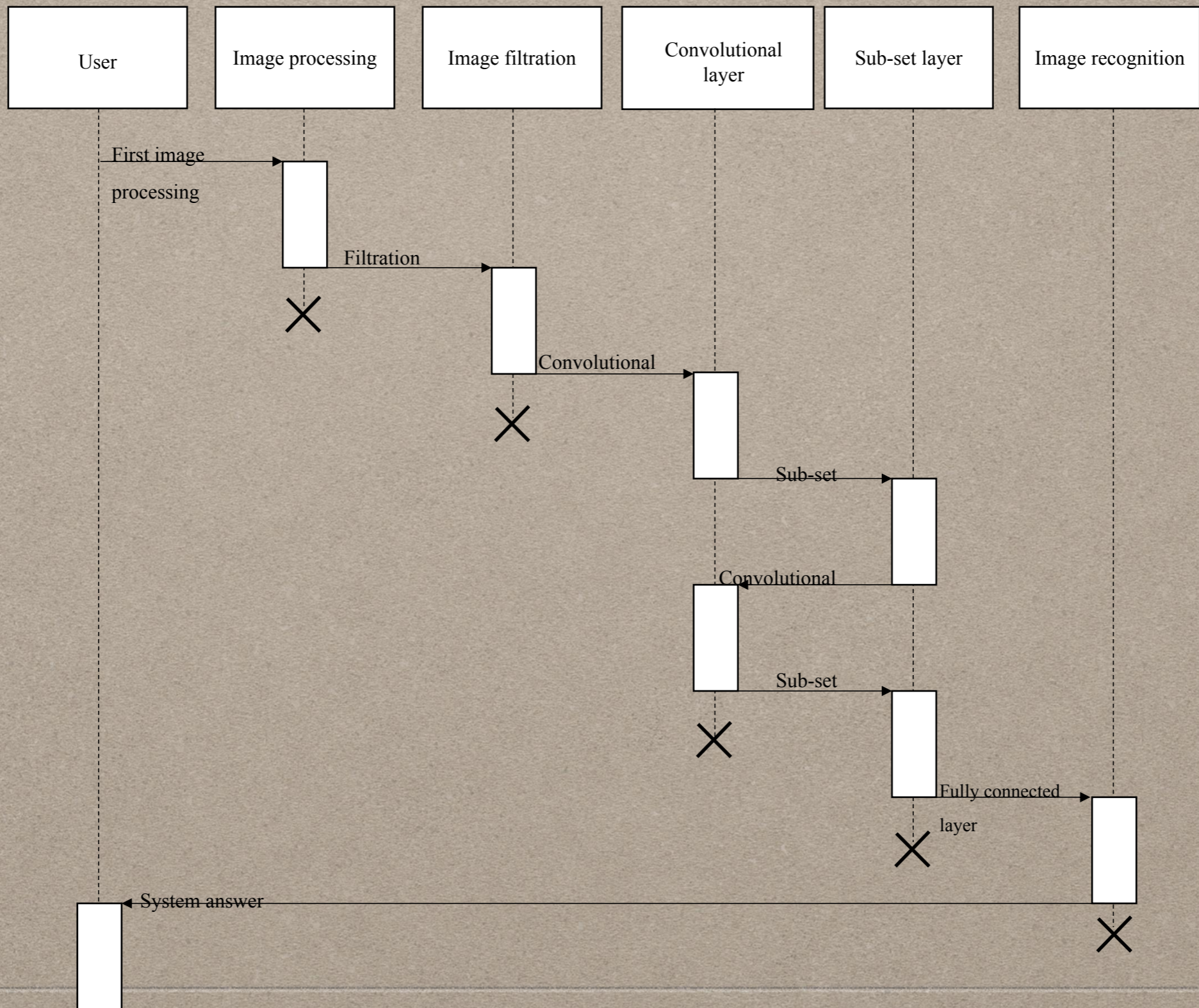




# PROCESS ALGORITHM



# SEQUENCE DIAGRAM



# WORK OF THE MAIN FUNCTION

```
newImage = fullfile(rootFolder, 'airplanes', 'image_0690.jpg');
```

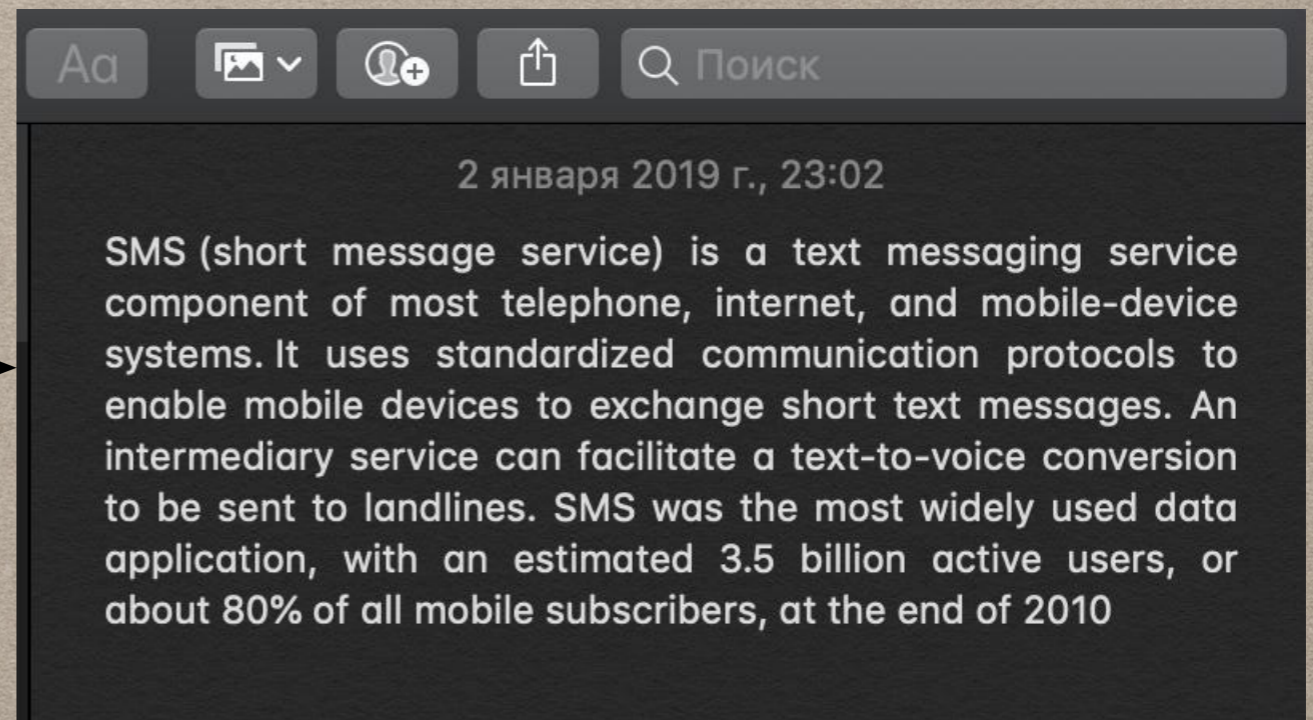
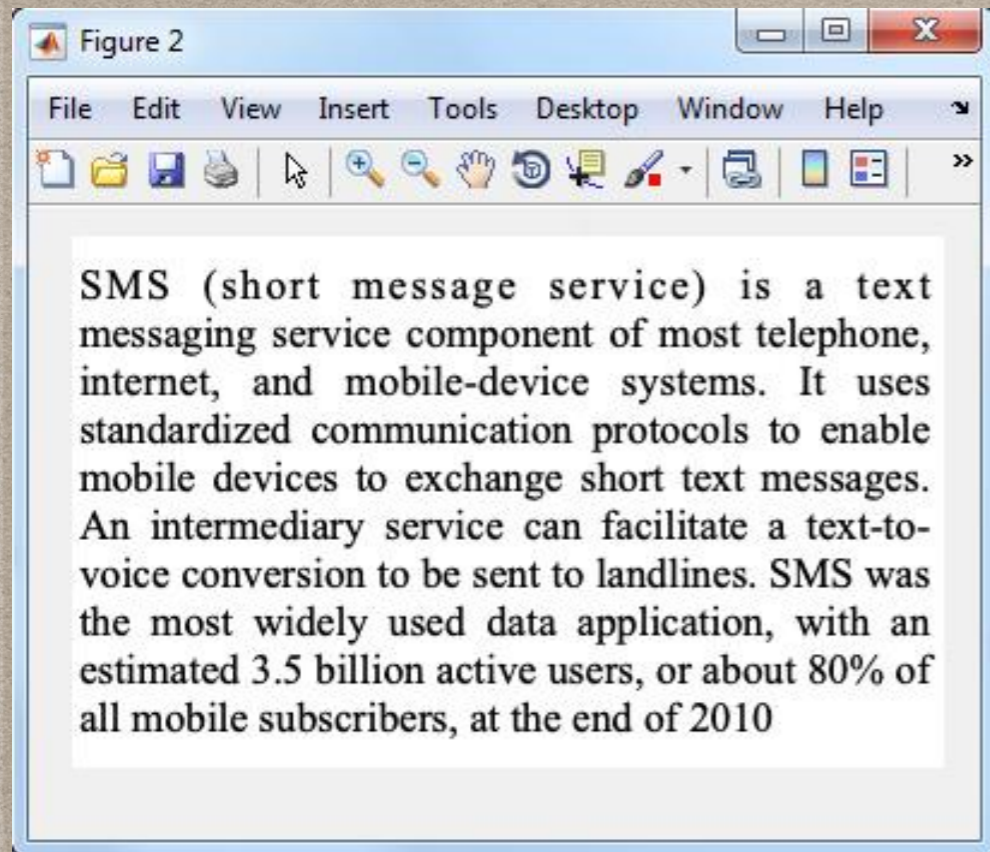
```
% Pre-process the images as required for the CNN  
img = readAndPreprocessImage(newImage);
```

```
% Extract image features using the CNN  
imageFeatures = activations(convnet, img, featureLayer);
```

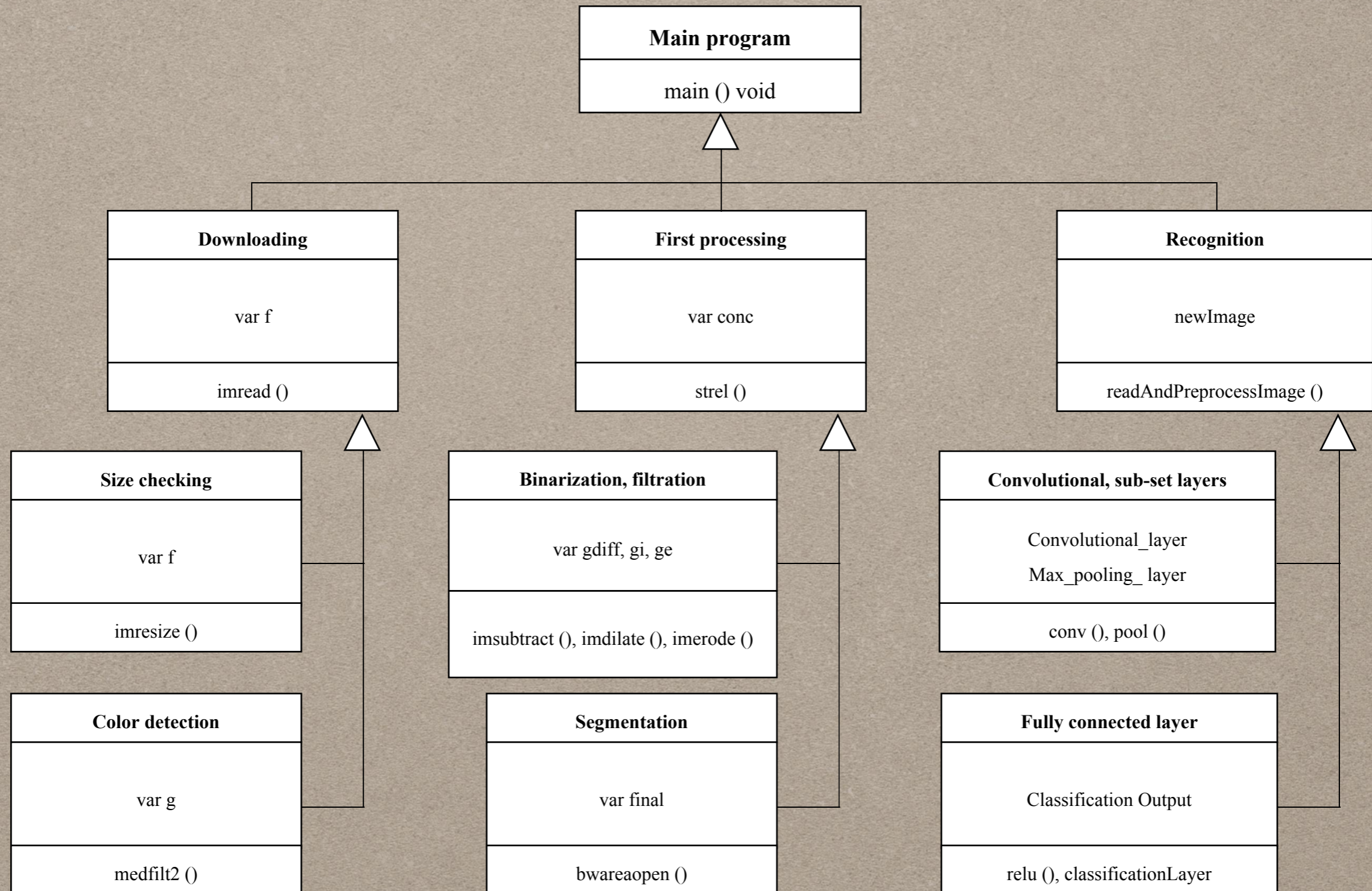
```
% Make a prediction using the classifier  
label = predict(classifier, imageFeatures)
```

```
label =  
  
airplanes
```

# RECOGNITION RESULTS



# CLASS DIAGRAM

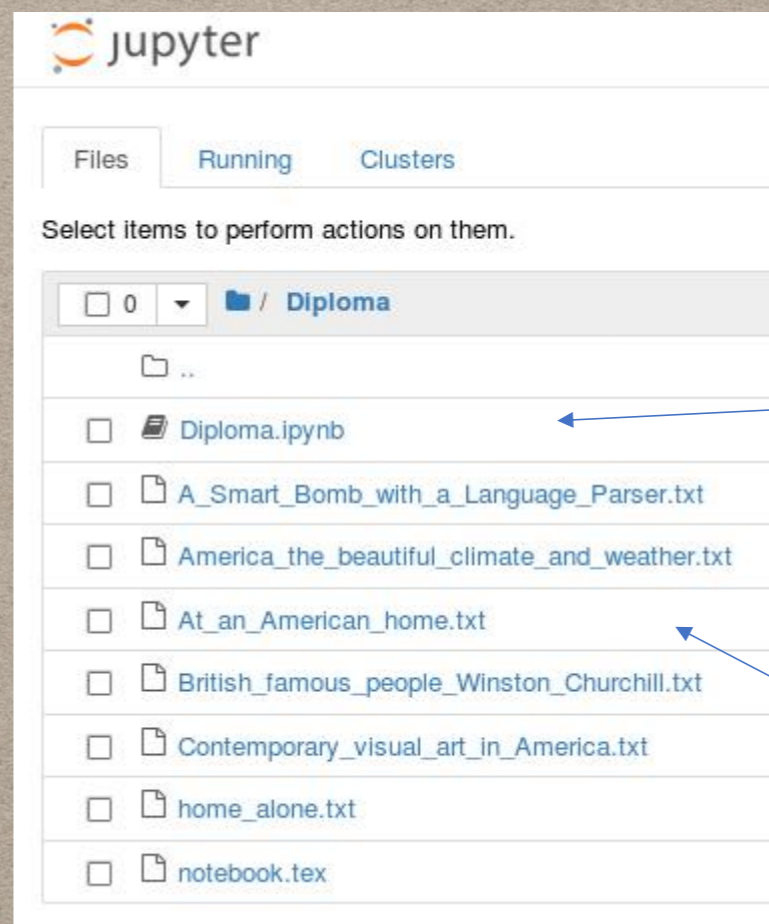


# PART 3. DEVELOPMENT OF SOFTWARE AND TECHNOLOGY PROVISION OF INFORMATION TECHNOLOGY FOR DETECTING HIDDEN CONTENT IN TEXT MESSAGES

- The goal of this work is to investigate and apply on practice methods and tools of Big Data's processing and analyzing on the information that generates in real time during the everyday communication between people to detect hidden content in it.

# ENVIRONMENT

```
cloudera@quickstart:~  
File Edit View Search Terminal Help  
[cloudera@quickstart ~]$ jupyter notebook  
[I 19:09:23.730 NotebookApp] The port 8888 is already in use, trying another port.  
[I 19:09:23.787 NotebookApp] Serving notebooks from local directory: /home/cloudera  
era  
[I 19:09:23.788 NotebookApp] 0 active kernels  
[I 19:09:23.788 NotebookApp] The Jupyter Notebook is running at:  
[I 19:09:23.788 NotebookApp] http://localhost:8889/?token=8b3d515ae515b5333090c8667d7fb0afbc5033a71c163113  
[I 19:09:23.788 NotebookApp] Use Control-C to stop this server and shut down all kernels (twice to skip confirmation).  
[C 19:09:23.854 NotebookApp]  
  
Copy/paste this URL into your browser when you connect for the first time, to login with a token:  
http://localhost:8889/?token=8b3d515ae515b5333090c8667d7fb0afbc5033a71c163113&token=8b3d515ae515b5333090c8667d7fb0afbc5033a71c163113  
console.error:  
Corrupt session file (invalid JSON found)  
Message: SyntaxError: JSON.parse: unexpected end of data at line 1 column 1 of the JSON data  
Stack:  
SessionFileInternal.read<@resource:///app/modules/sessionstore/SessionFile.jsm:227:22
```



Developed script

Test data

# SCRIPT OVERVIEW

```
#Configuring Tone Analyzer  
toneAnalyzer = ToneAnalyzerV3(  
  version='2017-09-21',  
  username='27c7d59f-9fbe-4a2f-bf56-853bbe8a2ec7',  
  password='axELJYGVTMPg',  
  url='https://gateway.watsonplatform.net/tone-analyzer/api'  
)
```

```
#Configuring Natural Language Understanding tool  
natural_language_understanding = NaturalLanguageUnderstandingV1(  
  version='2018-03-16',  
  username='7abd47e1-13ad-4d04-9a45-059777f0e969',  
  password='qUwHcJjS5fXo',  
  url='https://gateway.watsonplatform.net/natural-language-understanding/api'  
)
```

```
#File to read name/path  
fileToRead = 'Contemporary_visual_art_in_America.txt'
```

IBM Watson API  
connections configuration

File to read path



# SCRIPT OVERVIEW

```
#Analyzing text tone using TA
logs.append("{} - Text_Tone_Analysis: Start".format(datetime.now()))
TAResult = toneAnalyzer.tone(
    {
        'text': text
    },
    'application/json'
).get_result()
logs.append("{} - Text_Tone_Analysis: End".format(datetime.now()))
```

```
#Analyzing text to understand keywords
logs.append("{} - Natural_Language_Understanding: Start".format(datetime.now()))
NLUAResult = natural_language_understanding.analyze(
    text=text,
    features=Features(
        entities=EntitiesOptions(
            emotion=True,
            sentiment=True,
            limit=10
        ),
        keywords=KeywordsOptions(
            emotion=True,
            sentiment=True,
            limit=10
        ),
        #categories=CategoriesOptions(
        #    limit=10
        #),
        #concepts=ConceptsOptions(
        #    limit=10
        #),
        #semantic_roles=SemanticRolesOptions(),
        relations=RelationsOptions()
    )
).get_result()
logs.append("{} - Natural_Language_Understanding: End".format(datetime.now()))
```

API Calls to IBM Watsons for Text tone analysis and Natural Language Processing (Understanding)

# SCRIPT OVERVIEW

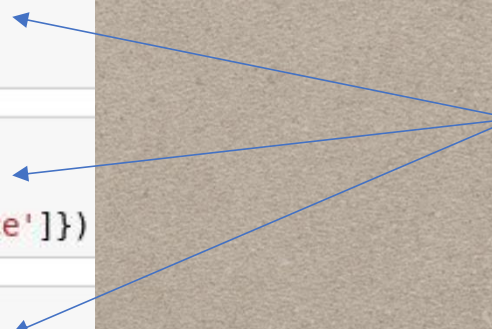
```
tonesD = {}  
for tone in TarResult['document_tone']['tones']:  
    tonesD.update({tone['tone_id']: tone['score']})
```

```
keywordsD = {}  
for keyword in NLUAResult['keywords']:  
    keywordsD.update({keyword['text']: keyword['relevance']})
```


```
entitiesD = {}  
for entity in NLUAResult['entities']:  
    entitiesD.update({entity['text']: entity['relevance']})
```

```
tonesDF = pd.DataFrame(tonesD, index=[0])  
keywordsDF = pd.DataFrame(keywordsD, index=[0])  
entitiesDF = pd.DataFrame(entitiesD, index=[0])
```

Text analysis results parsing



Converting parsed results to Pandas DataFrames (to simplify future manipulations)



# SCRIPT OVERVIEW

```
#Tasks creation
client = VstsClient('romichprof.visualstudio.com', '3351jb5s3edh3lpyrtr42pk42m4jpu5coq6c66an2b7jonlshlpq')

#Analysis task
ATdoc = JsonPatchDocument()
ATdoc.add(JsonPatchOperation('add', SystemFields.TITLE, 'Check {} analysis result'.format(fileToRead)))
ATdoc.add(JsonPatchOperation('add', SystemFields.DESCRPTION, json.dumps({"FileName": fileToRead, "DateTime": datetime.now
#client.create_workitem('SMM_Diploma', 'Task', ATdoc)

#Logs task
LTdoc = JsonPatchDocument()
LTdoc.add(JsonPatchOperation('add', SystemFields.TITLE, 'Check {} analysis logs'.format(fileToRead)))
LTdoc.add(JsonPatchOperation('add', SystemFields.DESCRPTION, json.dumps({"FileName": fileToRead, "DateTime": datetime.now
#client.create_workitem('SMM_Diploma', 'Task', LTdoc)
```

Task with text analysis  
results creation

Task with text analysis  
processing logs creation

# RESULTS OVERVIEW

## tonesDF

	analytical	confident	joy
0	0.530849	0.608066	0.70606

## keywordsDF

	Hardin Hill	Heron School of Art	arts degree	contemporary artists	formal gardens	historical scenes	intriguing work	lush gardens	masterful depictions of ruins	works of Rosanna Hardin Hill
0	0.875096	0.629873	0.58002	0.594007	0.588436	0.61472	0.595529	0.590128	0.577456	0.781089

## entitiesDF

	Florence	Hardin Hill	Heron School of Art	Indianapolis	New Mexico	Paris	Rosanna Hardin Hill	Santa Fe	Woodruff Place
0	0.084899	0.277994	0.112684	0.082054	0.08939	0.087706	0.886348	0.083374	0.121981

## logs

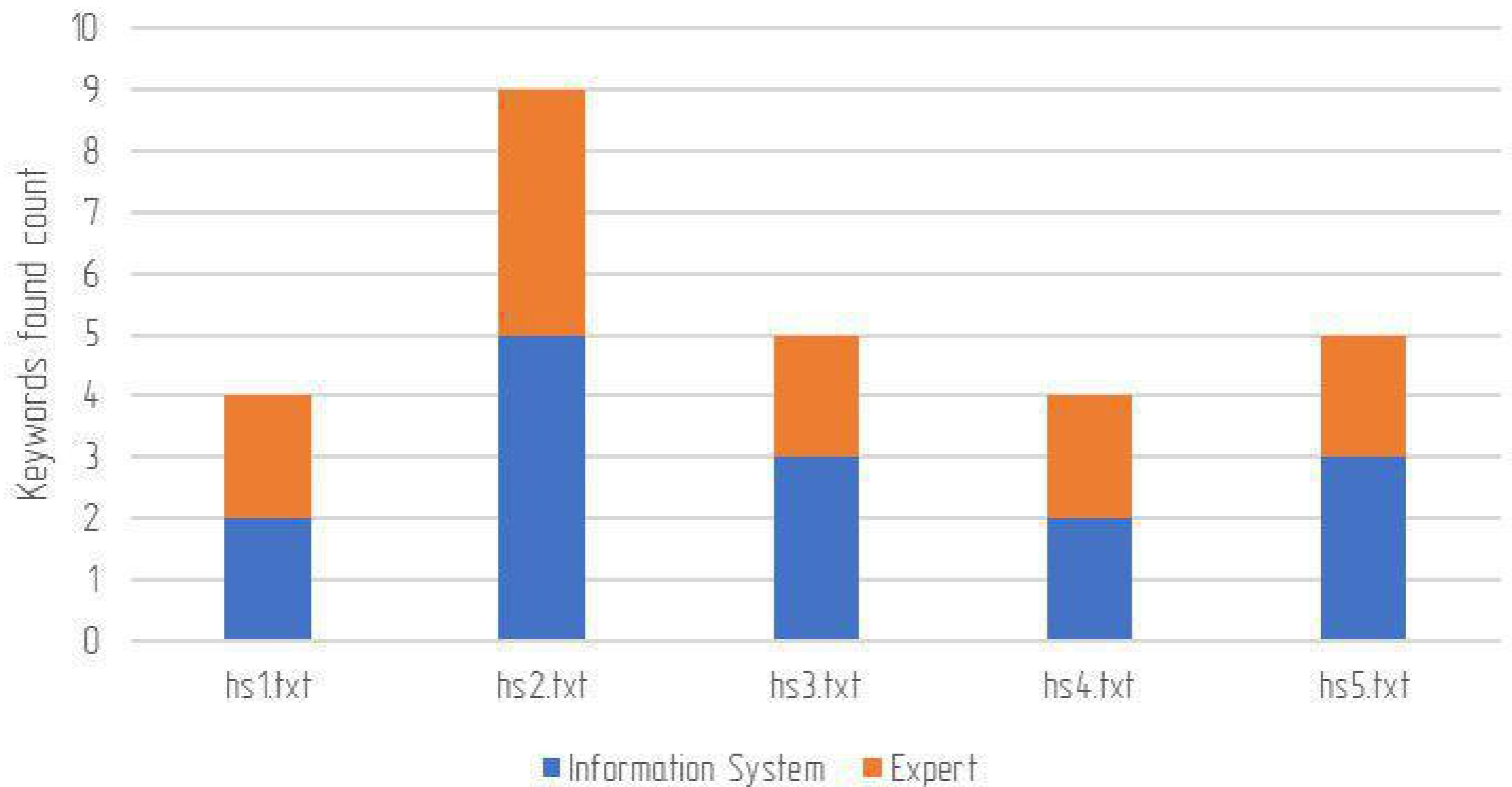
```
['2019-01-14 20:02:26.517640 - File_Reading: Start',  
'2019-01-14 20:02:26.522325 - File_Reading: End',  
'2019-01-14 20:02:27.264142 - Text_Tone_Analysis: Start',  
'2019-01-14 20:02:28.665383 - Text_Tone_Analysis: End',  
'2019-01-14 20:02:28.723590 - Natural_Language_Understanding: Start',  
'2019-01-14 20:02:30.099926 - Natural_Language_Understanding: End']
```

Parsed and converted  
Natural Language Processing  
(Understanding) results

Execution logs

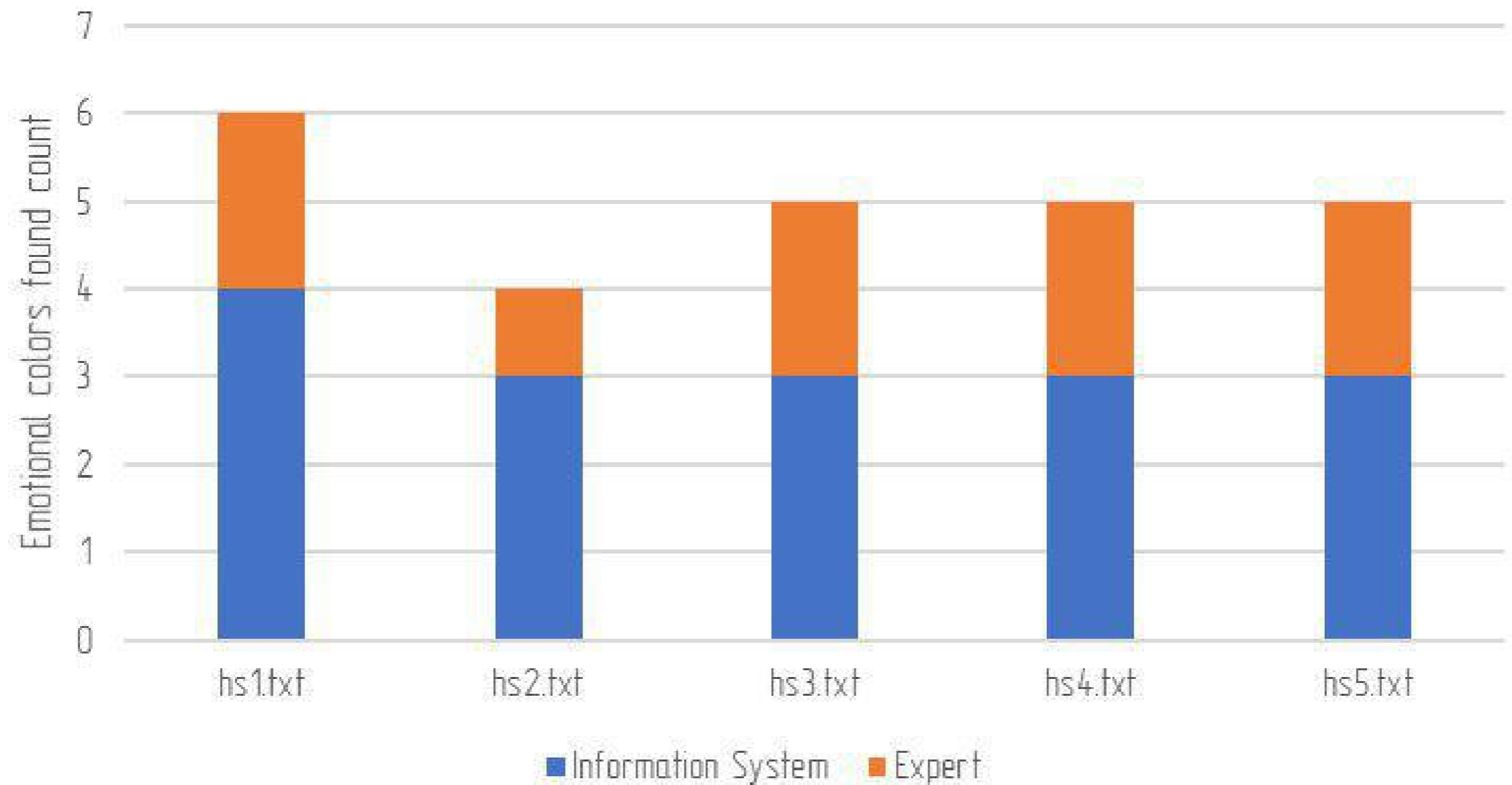
# EXPERIMENTAL APPROBATION: COMPARISON OF KEYWORDS FOUND

Keywords count comparison



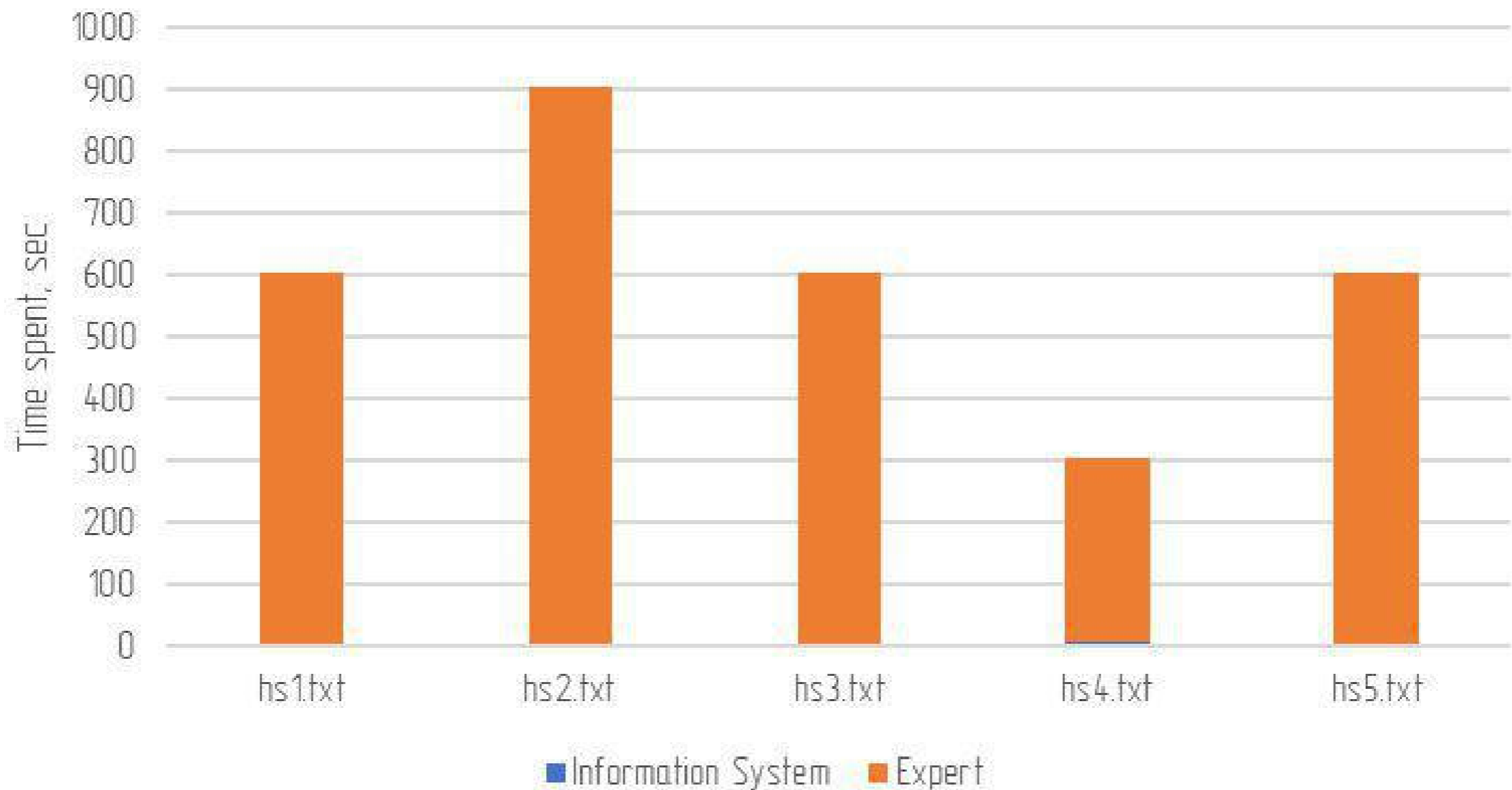
# EXPERIMENTAL APPROBATION: COMPARISON OF TEXT COLORS FOUND

Emotional colors counts comparison



# EXPERIMENTAL APPROBATION: COMPARISON OF TIME SPENT

Approximate time spent for analysis comparison



THAT'S ALL.  
THANKS FOR  
ATTENTION!