

PL ISSN 0033-2097, e-ISSN 2449-9544

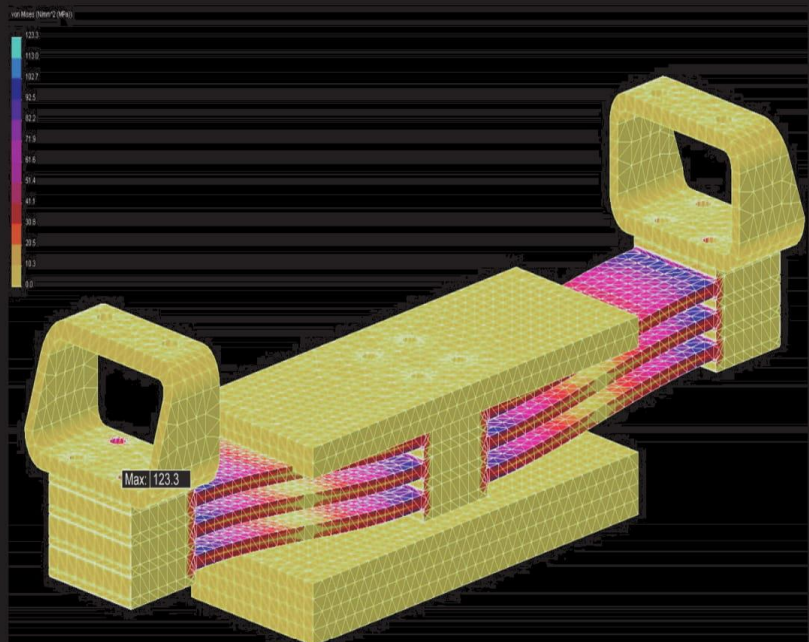
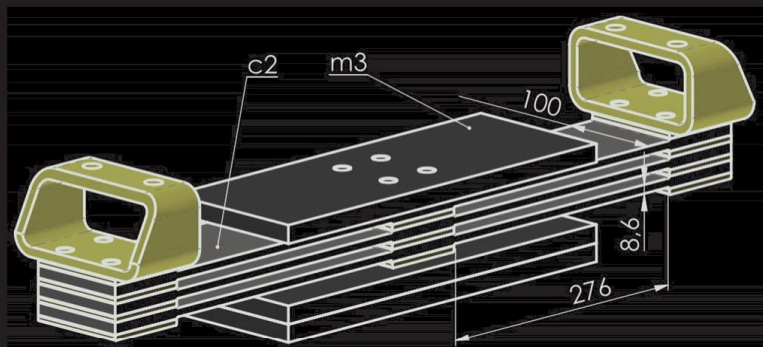
4'2019



PRZEGLĄD ELEKTROTECHNICZNY

ROK XCV

PRASA FACHOWA *70 lat*
SIGMA-NOT
www.sigma-not.pl



cena 51 zł
(w tym 5% VAT)



*Vibroabrasive machining of large-size products on
hydropulse drive machines – page41*

Contents

01	Leszek S. CZARNECKI - CPC – Based Reactive Balancing of Linear Loads in Four-Wire Supply Systems with Nonsinusoidal Voltage	1
02	Zsolt HORVÁTH - Numerical methods for solving the Modified Filter Algebraic Riccati Equation for H-infinity filtering	9
03	Andrzej MALINOWSKI, Jerzy SZKUTNIK - Hybrid low-voltage networks as the element of the lifting of the efficiency and the independence in the distribution of electricity	16
04	Rostislav D. ISKOVICH-LOTOTSKY, Ivan V. KOTS, Yaroslav V. IVANCHUK, Yevheniy I. IVASHKO, Konrad GROMASZEK, Assel MUSSABEKOVA, Mashat KALIMOLDAYEV - Terms of the stability for the control valve of the hydraulic impulse drive of vibrating and vibro-impact machines	19
05	Ivan S. AFTANAZIV, Lilia I. SHEVCHUK, Iryna Z. KOVAL, Lesya R. STRUTYNSKA, Orysia I. STROGAN, Andrzej SMOLARZ, Ainur ORMANBEKOVA, Kalamkas BEGALIYEVA - Electromagnetic vibratory cavitator	24
06	Iryna M. BERNYK, Oleksandr F. LUHOVSKYI, Waldemar WÓJCIK, Indira SHEDREYEVA³, Gayni KARNAKOVA - Theoretical investigations of the interaction of acoustic apparatus with technological environment working process	30
07	Rostislav D. ISKOYCH-LOTOTSKY, Yurii V. BULYHA, Iryna M. KOBYLYANSKA, Andrzej KOTYRA, Aliya KALIZHANOVA, Yedilkhan AMIRGALIYEV - Vibroabrasive machining of large-size products on hydropulse drive machines	36
08	Volodymyr M. GURSKY, Igor V. KUZIO, Oleksiy S. LANETS, Piotr KISAŁA, Akmaral TOLEGENOVA, Aigul SYZDYKPAYEVA - Implementation of dual-frequency resonant vibratory machines with pulsed electromagnetic drive	41
09	Oleksiy S. LANETS, Irina A. DEREVENKO, Volodymyr M. BOROVS, Mariana M. KOVTONYUK, Paweł KOMADA, Kanat MUSSABEKOV, Bakhyt YERALIYEVA - Substantiation of consolidated inertial parameters of vibrating bunker feeder	47
10	Ivan I. NAZARENKO, Mykola M. RUCHYNSKYI, Anatoliy T. SVIDERSKYI, Iryna M. KOBYLANSKA, Damian HARASIM, Aliya KALIZHANOVA, Ainur KOZBAKOVA - Development of energy-efficient vibration machines for the buiding-and-construction industry	53
11	Mykola M. RUCHYNSKYI, Maxym I. NAZARENKO, Ivan I. PEREGINETS, Oleksandr V. KOBYLIANSKYI, Piotr KISAŁA, Arman ABENOV, Zhazira AMIRGALIYEVA - Simulation and development of energy-efficient vibration machines operating in resonant modes	60
12	Roman R. OBERTYUKH, Andrii V. SLABKYI, Mykhailo V. MARUSHCHAK, Oleksandr V. KOBYLIANSKYI, Waldemar WÓJCIK, Gulzada YERKELDESSOVA, Ayaulym ORALBEKOVA – Method of design calculation of a hydropulse device for strain hardening of materials	65
13	Bohdan I. SOKIL, Andriy P. SENYK, Maria B. SOKIL, Andriy I. ANDRUKHIV, Mariana M. KOVTONYUK, Konrad GROMASZEK, Gulzat ZIYATBEKOVA, Yerbol TURGYNBEOV - Mathematical models of dynamics of friable media and analytical methods of their research	74
14	Vladimir M. SHATOKHIN, Vladimir N. SOBOL, Waldemar WÓJCIK, Gali DUSKAZAEV, Daniyar JARYKBASSOV - Dynamical processes simulation of unbalanced vibration devices with eccentric rotor and induction electric drive	79
15	Vladimir M. SHATOKHIN, Vladimir N. SOBOL, Waldemar WÓJCIK, Aisha MUSSABEKOVA, Doszhon BAITUSSUPOV - Dynamical processes simulation of vibrational mounting devices and synthesis of their parameters	86
16	Olexander D. MANZHILEVSKYY, Alla P. VINNICHUK, Andrzej SMOLARZ, Assel MUSSABEKOVA, Samat SUNDETOV - Analysis of hydraulic vibration drive machine for vibration abrasive processing	93
17	Leonid K. POLISHCHUK, Leonid G. KOZLOV, Oleh V. PIONTKEVYCH, Roman M. HORBATIUK, Bogdan PINAIEV, Waldemar WÓJCIK, Aigul SAGYMBAI, Adil ABDIHANOV - Study of the dynamic stability of the belt conveyor adaptive driv	98
18	Leonid G. KOZLOV, Leonid K. POLISHCHUK, Oleh V. PIONTKEVYCH, Mykola P. KORINENKO, Roman M. HORBATIUK, Paweł KOMADA, Sandugash ORAZALIEVA, Olga USSATOVA - Experimental research characteristics of counterbalance valve for hydraulic drive control system of mobile machine	104
19	Gregory S. TYMCHYK, Volodymyr I. SKYTSIOUK, Tatiana R. KLOTCHKO, Andrzej KOTYRA, Azat TURGUNBEKOV, Saule SMAILOVA - Basic principles of technological object's touch registration during machining materials	110
20	Olexiy D. AZAROV, Maxim R. OBERTYUKH, Patryk PANAS, Piotr KISAŁA, Gulzhan KASHAGANOVA, Saltanat AMIRGALIYEVA - Analogue part of multichannel highly productive analog-digital system on converters and switches of current	116
21	Grigoriy S. TYMCHIK, Sergey M. MATVIENKO, Igor SIKORSKY, Piotr KISAŁA, Karlygash NURSEITOVA, Aigul ISKAKOVA - Improving the way of determination substances thermal physical characteristics by direct heating thermistor method	121
22	Iryna V. SVYD, Andrii I. OBOD, Ganna E. ZAVOLODKO, Iryna M. MELNYCHUK, Waldemar WÓJCIK, Sandugash ORAZALIEVA, Gulzat ZIYATBEKOVA - Assessment of information support quality by “friend or foe” identification systems	127

PRZEGLĄD ELEKTROTECHNICZNY Vol 2019, No 4

Contents

23	Maryna V. ZHARIKOVA, Volodymyr G. SHERSTJUK, Waldemar WÓJCIK, Aigul SYZDYKPAYEVA, Kuanysh MUSLIMOV - A model of destructive processes based on interval fuzzy rough soft sets	132
24	Shashi BHUSHAN, Svitlana G. ANTOSHCHUK, Pavlo O. TESLENKO, Vasyl V. KUZMENKO, Waldemar WÓJCIK, Orken MAMYRBAEV, Ulzhalgas ZHUNISSOVA - Hybrid approach to energy efficient clustering for heterogeneous wireless sensor network using biogeography based optimization and k-means	138
25	Vitalii R. LYUBCHIK, Olexander K. YANOVITSKY, Sergii M. ZLEPKO, Yulia V. SENCHISHINA, Waldemar WÓJCIK, Olga USSATOVA, Aliya TERGEUSIZOVA - Development of a multi frequency phase method for measuring ranges	142
26	Oleh BEREZIUK, Mykhailo LEMESHEV, Volodymyr BOGACHUK, Waldemar WÓJCIK, Karlygash NURSEITOVA, Alina BUGUBAYEVA - Ultrasonic microcontroller device for distance measuring between dustcart and container of municipal solid wastes	146
27	Yaroslav A. KULYK, Bogdan P. KNYSH, Yuryy Yu. IVANOV, Anatolii V. POPLAVSKYY, Andrzej KOTYRA, Nataliya DENISSOVA, Gulzat ZIYATBEKOVA - The enhanced method of a spectrum's window estimation	151
28	Oleg G. AVRUNIN, Igor S. BONDARENKO, Stanislav I. BONDARENKO, Yulia V. KUZMENKO, Olga Yu. PINAIEVA, Piotr KISAŁA, Akmaral TLESHOVA, Saule LUGANSKAYA - Acoustic excitation of electric field in water solution NaCl	158
29	Roman N. KVYETNYI, Yuriy Yu. IVANOV, Volodymyr V. PIVOSHENKO, Yaroslav A. KULYK, Bogdan P. KNYSH, Andrzej SMOLARZ, Kuanysh MUSLIMOV, Yerbol TURGYNBEKOV - Low computational complexity algorithm for recognition highly corrupted QR codes based on Hamming-Lippmann neural network	162
30	Roman N. KVYETNYI, Yuriy Yu. IVANOV, Yaroslav A. KULYK, Bogdan P. KNYSH, Sergiy G. KRIVOGUBCHENKO, Igor Yu. IVANOV, Waldemar WÓJCIK, Azhar SAGYMBEKOVA, Nursanat ASKAROVA - Experimental research of turbo-codes application in telemedicine systems with wireless body area sensor networks	167
31	Marcia M. BAYAS, Volodymyr M. DUBOVOI, Ronald H. ROVIRA, Sergii V. PAVLOV, Żalkin GRĄDZ, Saule SMAILOVA, Baituma BISSARINOV - Coordination of serial-parallel manufacturing processes of milk production	172
32	Vjatcheslav V. KOVTUN, Maria S. YUKHIMCHUK, Piotr KISAŁA, Akmaral ABISHEVA, Saule RAKHMETULLINA - Integration of hidden markov models in the automated speaker recognition system for critical use	176
33	Vladimir DIAGILEV, Valery KOKOVIN, Saygid UVAYSOV, Andrzej SMOLARZ, Saule RAKHMETULLINA, Yedilkhan AMIRGALIYEV - Generator modes for technological installations with variable parameters of the oscillating circuit	181
34	Piotr KISAŁA, Waldemar WÓJCIK, Aliya U. KALIZHANOVA, Ainur K. KOZBAKOVA, Zhazira Y. AMIRGALIYEVA, Gulzhan KASHAGANOVA, Saltanat N. AMIRGALIYEVA - Spectral properties of Tilted Bragg Gratings with different tilt angles and variable surrounding conditions	185
35	Ewa NIEWIADOMSKA-SZYNKIEWICZ, Andrzej SIKORA - Energy-efficient and secure protocols for extending lifetime of sensor networks	189
36	Ryszard SZCZEBIOT, Andrzej JORDAN - Criterion for transient behaviour in a nonlinear Duffing oscillator	196
37	Sebastian RÓŻOWICZ, Zbigniew GORYCA, Grzegorz PECZKIS, Andrzej KORCZAK - Pico hydro generator as an effective source of renewable energy	200
38	Mirosław LEWANDOWSKI, Marek ORZYŁOWSKI, Maciej WIECZOREK - Losses in supercapacitors at dynamic loads of energy storage systems of electric vehicles	205
39	Tomasz RYMARCZYK, Paweł NITA, Andres VEJAR, Michał WOŚ, Barbara STEFANIAK, Przemysław ADAMKIEWICZ - Wearable mobile measuring device based on electrical tomography	211
40	Touhami TERNIFI, Ghalem BACHIR, Michel AILLERIE - A single-phase photovoltaic Microinverter topology based on boost converter	215
41	Songyos RUNGSA, Adirek JANTAKUN - Single Commercially Available IC: LT1228 Based Sinusoidal Oscillator	218
42	Muhammad USMAN, Haitham ALSAIF, Muhammad Tajammal CHUGHTAI, Sajid Mehmood ASIF - Design of Compact Ultra-Wideband Monopole Semi-Circular Patch Antenna for 5G wireless communication networks	223
43	Mohammed El amine AICHOUBA, Mustapha RAHLI - Solar cell parameters extraction optimization using Lambert function	227
44	Sabrije OSMANAJ, Myzafere LIMANI, Bardhyl SYLEJMANI - An experimental study for the islanding detection by the harmonic distortion method and protection system of the inverter	232
45	Alexandr OSADCHUK, Volodymyr OSADCHUK, Olena SELETSKA, Lyudmila KRYLIK - Microelectronic Transducer of Gas Concentration based on MOSFET with an Active Inductive Element	237
46	Łukasz KNYPÍŃSKI, Lech NOWAK - The algorithm of multi-objective optimization of PM synchronous motors	242
47	Janusz KOŁODZIEJ, Marcin KOWOL, Marian ŁUKANISZYN, Rafał GABOR - Analysis of dynamic properties of a coaxial magnetic gear	246

doi:10.15199/48.2019.04.45

Microelectronic Transducer of Gas Concentration based on MOSFET with an Active Inductive Element

Abstract. This article presents the microelectronic transducer of gas concentration. The transducer have been used in the absorption spectroscopy technique equipment for measuring concentration of combustible gases. The transducer contains photoresistor and semiconductor structure and provides converting of informative optical signal into the output frequency one. The proposed transducer is low-cost in both material and fabrication and can be used for measuring weak changes of gases. The mathematical model of the microelectronic transducer which describes the transfer function and sensitivity has been calculated. The developed transducer shows a high sensitivity up to 150 Hz/ppm

Streszczenie. Zaprezentowano mikroelektroniczny przetwornik koncentracji gazu (spalin) wykorzystujący spektroskopię absorpcji. W układzie przetwarzającym sygnał optyczny na częstotliwość wykorzystano fotorezystor. **Przetwornik koncentracji gazu wykorzystujący aktywny element indukcyjnym**

Keywords: frequency transducers, negative resistance, gas concentration

Słowa kluczowe: przetwornik koncentracji gazu, fotorezystor, MOSFET

Introduction

Transducers of gas concentration are widely used in the chemical and oil and gas industry for measuring of noxious gases concentration in the production and in the systems intended for environmental monitoring. The accuracy of the determination with control over time of the gas composition in the production and technological processes provides the appropriate quality of the executed work as well as ensures safety of working environment.

The optical methods are considered as the most universal and simple methods for determination of gas concentration. The most perspective optical method is the absorption spectroscopy which has a low threshold of sensitivity ($<1 \mu\text{g}/\text{m}^3$) and high selectivity. In the case of small concentrations of controlled substances, the sensitivity can be enhanced by increase in the thickness of the layer in which absorption occurs. Moreover, the advantages of this method include the multipurpose usefulness, high speed of measurements and simplicity of the implementation in the automated systems.

The absorption spectroscopy method, based on the phenomenon of selective absorption of radiation by gases, is the basis of many devices. The selective absorption is explained by the fact that the radiation frequency is resonant for molecules of a certain gas. When light is absorbed, the atoms and molecules of substances pass into a new excited state. The basic gases which concentrations can be determined by the optical method with the optimal wavelengths to occur of absorption in the different areas of the infrared range are presented in [1].

Nowadays, there is a plenty of gas analyzers for a wide variety of gases. The parameters of gas analyzers with operation based on selective absorption of infrared (IR) band radiation by gases from a hydrocarbon group with a wavelength of $2 \div 5 \mu\text{m}$ are given in the papers [2-6]. The parameters of gas analyzers operating on the base of selective absorption of infrared (IR) band radiation by gases which belonged to the hydrocarbon group with the wavelength of $2 \div 5 \mu\text{m}$ are given in the papers [2-6]. The devices operating based on measuring the rate of absorption, instead of amount of absorption are described in [7]. The drawback of analyzers described in [2-6] is the low sensitivity when combustible gases being detected. This drawback is mainly due to the small size of the monitored volume (small distance IR emitter - IR receiver). The other drawback of the analyzers is the complexity of the optical system of transmission of the working and

reference IR beams, as well as availability of two IR receivers when these beams are being registered, with their noise characteristics being close but never coincide. This drawback is important when the registering of the toxic gas micro concentrations takes place. The drawback of gas analyzers with a He-Ne laser as an IR emitter is the large weight and high cost of these devices. To cope these problems of the optical frequency transducer can be applied in the circuit of the measuring device, which makes it possible to transform the intensity of radiation absorbed with the IR receiver into an output signal of the appropriate frequency. This transforming ensures a high noise immunity (and therefore accuracy) of measuring the concentrations of gases. In addition, the optical transducers with a frequency output signal, have high sensitivity to measured parameters, small weight and dimensions, constructive and technological compatibility with information technologies for perception, processing and storage of information [8]. It, in turn, proves their edge over the other available optical sensors [9-12].

It is necessary to develop a mathematical model which is going to make possible to obtain the dependences of active and reactive components of the impedance of the semiconductor structure, dependence of frequency on gas concentration as well as an equation of sensitivity.

Moreover, the experimental studies that would confirm the validity of the theory are needed.

The aim of the study is to determine the transfer function and equation of sensitivity for optical transducer of gas concentration by solving Kirchhoff's equations composed for equivalent circuit of the transducer.

Theoretical and experimental research

The optical absorbing method is in the ability of gases to absorb infrared radiation in strictly defined ranges of the spectrum due to the presence of rotational-vibrational absorption bands [13]. The magnitude of the intensity of the weakened radiation passing through the measuring cuvette with the analyzed gas can be determined according to the Bouguer-Lambert-Beer law:

$$(1) \quad I = I_0 \exp(-k \cdot C \cdot l),$$

where: I_0 – the level of the infrared radiation flow at the entrance to the measuring cuvette; k – coefficient of absorption of the analyzed gas depending on the degree of agreement between the absorption spectra of the gas, the

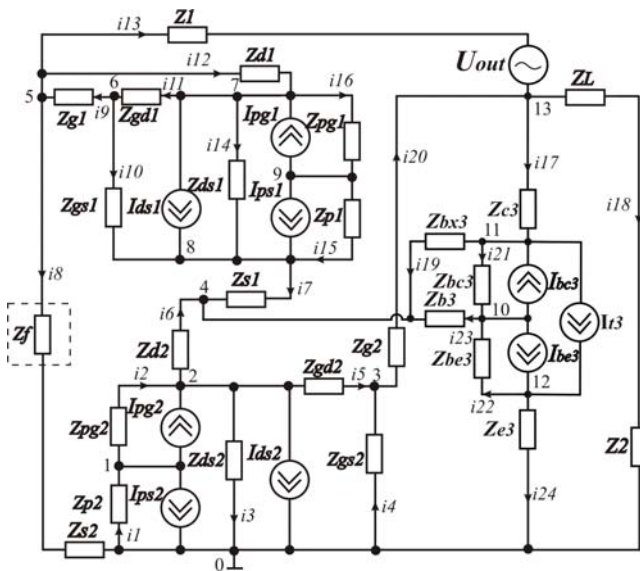


Fig. 3. Transformed equivalent AC circuit of frequency optical transducer of gas concentration

In order to calculate the components of impedance, we have to solve the Kirchhoff's system of equation for AC, obtained for the equivalent circuit shown in Fig. 3, using circuit node 0 as a basic (1):

$$(1) \begin{cases} I_{pg2} + I_{ps2} = -\phi_1(Y_1 + Y_2) + \phi_2 Y_2, \\ I_{ds2} - I_{pg2} = \phi_1 Y_2 - \phi_2(Y_2 + Y_3 + Y_6) + \phi_4 Y_6, \\ U_{out} Y_{20} = \phi_2 Y_5 - \phi_3(Y_4 + Y_5 + Y_{20}), \\ 0 = \phi_2 Y_5 - \phi_4(Y_6 + Y_7 + Y_{19} + Y_{23}) + \phi_8 Y_7 + \phi_{10} Y_{23} + \phi_{11} Y_{19}, \\ -U_{out} Y_{13} = -\phi_5(Y_8 + Y_9 + Y_{12} + Y_{13}) + \phi_6 Y_9 + \phi_7 Y_{12}, \\ 0 = \phi_5 Y_9 - \phi_6(Y_9 + Y_{10} + Y_{11}) + \phi_7 Y_{11} + \phi_8 Y_{10}, \\ I_{ds1} - I_{pg1} = \phi_5 Y_{12} + \phi_6 Y_{11} - \phi_7(Y_{11} + Y_{12} + Y_{14} + Y_{16}) + \\ + \phi_8 Y_{14} + \phi_9 Y_{16}, \\ -(I_{ds1} - I_{ps1}) = \phi_4 Y_7 + \phi_6 Y_{10} + \phi_7 Y_{14} - \phi_8(Y_7 + Y_{14} + Y_{15}) + \\ + \phi_9 Y_{15}, \\ I_{pg1} + I_{ps1} = \phi_7 Y_{16} + \phi_8 Y_{15} - \phi_9(Y_{15} + Y_{16}), \\ I_{bc3} + I_{be3} = \phi_4 Y_{23} - \phi_{10}(Y_{21} + Y_{22} + Y_{23}) + \phi_{11} Y_{21} + \phi_{12} Y_{22}, \\ -U_{out} Y_{17} = \phi_{10} Y_{21} - \phi_{11}(Y_{17} + Y_{19} + Y_{21}) + \phi_{14} Y_{19}, \\ -(I_{be3} + I_{13}) = \phi_{10} Y_{22} - \phi_{12}(Y_{22} + Y_{24}), \\ U_{out}(Y_{13} + Y_{17} + Y_{18} + Y_{20}) = \phi_3 Y_{20} + \phi_5 Y_{13} + \phi_{11} Y_{17}, \end{cases}$$

The symbols are used in the equivalent circuit (Fig. 3) are defined as:

$$\begin{aligned} Z_f &= R_f / (1 + \omega^2 \times R_f^2 \times C_f^2) - j\omega R_f^2 C_f / (1 + \omega^2 R_f^2 C_f^2) \\ Z_1 &= R_1; Z_{g1} = R_{g1}; \\ Z_{d1} &= R_{d1}; Z_{ds1} = R_{ds1}; \\ Z_{s1} &= R_{s1}; Z_{d2} = R_{d2}; \\ Z_{s2} &= R_{s2}; Z_{ds2} = R_{ds2}; \\ Z_{g2} &= R_{g2}; Z_{c2} = -j / (\omega \cdot C_{c2}); \\ Z_{c3} &= R_{c3}; Z_{gd1} = -j / (\omega \cdot C_{gd1}); \\ Z_{be3} &= -j / (\omega \cdot C_{be3}); \\ Z_{pg2} &= -j / (\omega \cdot C_{pg2}); \end{aligned}$$

$$\begin{aligned} Z_{gd2} &= -j / (\omega \cdot C_{gd2}); \\ Z_{e3} &= R_{e3}; Z_{b3} = R_{b3}; \\ Z_{bx3} &= -j / (\omega \cdot C_{bx3}); \\ Z_{bc3} &= -j / (\omega \cdot C_{bc3}); \\ Z_{p1} &= R_{p1} / (1 + \omega^2 \cdot R_{p1}^2 \cdot C_{ps1}^2) - j\omega R_{p1}^2 C_{ps1} / (1 + \\ &+ \omega^2 R_{p1}^2 C_{ps1}^2); \\ Z_{gs1} &= R_{gs1} / (1 + \omega^2 \cdot R_{gs1}^2 \cdot C_{gs1}^2) - j\omega R_{gs1}^2 C_{gs1} / (1 + \\ &+ \omega^2 R_{gs1}^2 C_{gs1}^2); \\ Z_{p2} &= R_{p2} / (1 + \omega^2 \cdot R_{p2}^2 \cdot C_{ps2}^2) - j\omega R_{p2}^2 C_{ps2} / (1 + \\ &+ \omega^2 R_{p2}^2 C_{ps2}^2); \\ Z_{gs2} &= R_{gs2} / (1 + \omega^2 \cdot R_{gs2}^2 \cdot C_{gs2}^2) - j\omega R_{gs2}^2 C_{gs2} / (1 + \\ &+ \omega^2 R_{gs2}^2 C_{gs2}^2). \end{aligned}$$

The relative impedance of an active inductive element Z_L is defined:

$$(2) \quad Z_L = U_1 / \left(\frac{U_1}{D_1} + \frac{A_5 A_6 Z_1 Z_{b4}}{B_1 D_1 Z_{bx4} (Z_{bx4} - A_4 A_6 / Z_{bx4})} - \frac{Z_{C1} A_3}{D_1 B_1} + \frac{Z_{r2} A_5}{D_1 (Z_{bx4} - A_4 A_6 / Z_{bx4})} - \frac{A_5 A_6 B_2 Z_{b4}}{B_1 D_1 Z_{bx4} (Z_{bx4} - A_4 A_6 / Z_{bx4})} + \frac{A_3 B_2}{B_1 D_1} \right),$$

where:

$$\begin{aligned} A_1 &= Z_{C1} + Z_{r2}, \\ A_2 &= Z_{e4} + Z_{be4} + Z_{C1} + Z_{b4}, \\ A_3 &= Z_{be4} (I_{bc4} - I_{be4} - I_{t4}), \\ A_4 &= Z_{bc4} + Z_{bx4} + Z_{b4}, \\ A_5 &= Z_{bc4} (I_{be4} - I_{bc4} + I_{t4}); \\ A_6 &= Z_{bx4} + Z_{c4} + Z_{r2}, \\ Z_{c4} &= R_{c4}, \\ Z_{e4} &= R_{e4}, \\ Z_{b4} &= R_{b4}, \\ Z_{r2} &= R_{r2}, \\ Z_{be4} &= -j / (\omega \cdot C_{be4}), \\ Z_{bc4} &= -j / (\omega \cdot C_{bc4}), \\ Z_{bx4} &= -j / (\omega \cdot C_{bx4}), \\ Z_{C1} &= -j / (\omega \cdot C_{C1}), \\ B_1 &= A_2 + Z_{b4}^2 A_6 / (Z_{bx4} (Z_{bx4} - A_4 A_6 / Z_{bx4})), \\ B_2 &= Z_{b4} Z_{r2} / (Z_{bx4} - A_4 A_6 / Z_{bx4}), \\ K_1 &= A_1 - Z_{C1}^2 / B_1 + Z_{C1} Z_{b4} Z_{r2} / (B_1 Z_{bx4}) + \\ &+ Z_{C1} Z_{b4} Z_{r2} A_4 A_6 / (B_1 Z_{bx4}^2 (Z_{bx4} - A_4 A_6 / Z_{bx4})) + \\ &+ Z_{r2}^2 A_4 / (Z_{bx4} (Z_{bx4} - A_4 A_6 / Z_{bx4})) + Z_{C1} B_2 / B_1 - \\ &- Z_{b4} Z_{r2} B_2 / (Z_{bx4} B_1). \end{aligned}$$

The system of equations (1) has been solved using Gauss's method in the software package MATLAB 8.1.

The calculated and experimental dependences of the active and reactive components of the impedance on the gas are presented in Fig. 4 and 5, respectively.

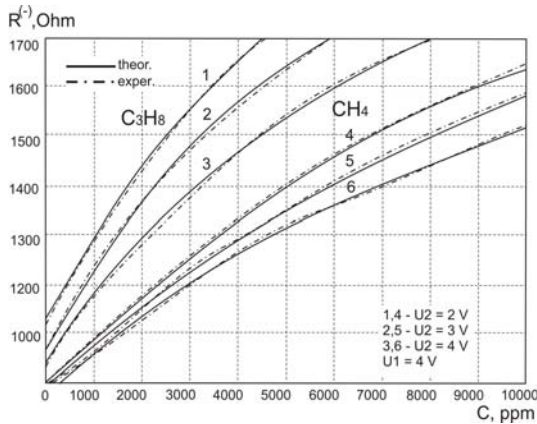


Fig.4. Theoretical and experimental dependences of active component of the impedance on gas concentration

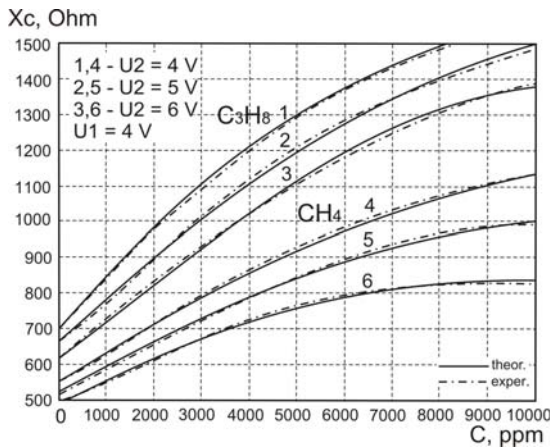


Fig.5. Theoretical and experimental dependences of reactive component of the impedance on gas concentration

In order to determine the transfer function, it is necessary to find the dependence of the generation frequency on the gas concentration (transfer function) using the circuit reverse current in accordance with the equivalent circuit (Fig. 3) based on Lyapunov stability theory [15]. In this case the transfer function is described with the formula:

$$(3) F = \frac{\sqrt{2} \sqrt{L_{ekv} C_{pg2} (-L_{ekv} C_{pg2} + R_f^2(C) C_f^2 + R_f^2(C) C_f C_{pg2} + K_1)}}{2L_{ekv} C_f C_{pg2} R_f(C)},$$

where:

$$K_1 = \sqrt{L_{ekv}^2 (C_{pg2})^2 + 2L_{ekv} C_f^2 C_{pg2} R_f^2(C) - 2L_{ekv} (C_{pg2})^2 C_f R_f^2(C) + K_2},$$

$$K_2 = R_f^4(C) C_f^4 + 2R_f^4(C) C_f^3 C_{pg2} + R_f^4(C) C_f^2 (C_{pg2})^2.$$

The dependences of the generation frequency on the gas concentration calculated from equation (3) and determined experimentally for the converter are shown in Fig.6

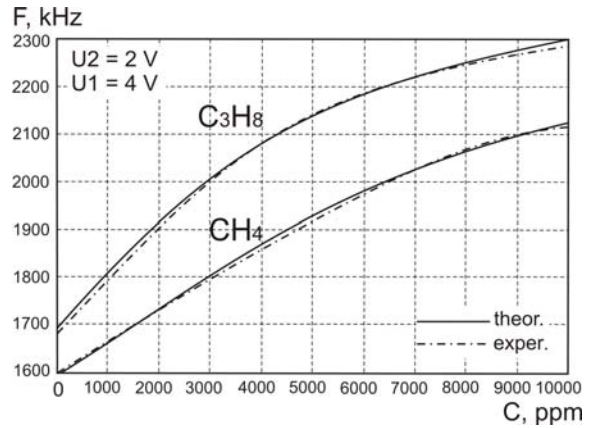


Fig.6. Theoretical and experimental dependences of generation frequency of transducer on propane (C3H8) and methane (CH4) concentration change

$$S_C^F = \frac{1}{4} \sqrt{2} \left(2R_f(C) C_f^2 \left(\frac{\partial}{\partial C} R_f(C) \right) + 2R_f(C) C_f C_{pg2} \left(\frac{\partial}{\partial C} R_f(C) \right) + \left(\frac{1}{2} \left(4L_{ekv} R_f(C) C_{pg2} C_f^2 \left(\frac{\partial}{\partial C} R_f(C) \right) - 4L_{ekv} R_f(C) (C_{pg2})^2 \times \right. \right. \right. \\ \times C_f \left(\frac{\partial}{\partial C} R_f(C) \right) + 4R_f^3(C) C_f^4 \left(\frac{\partial}{\partial C} R_f(C) \right) + 8R_f^3(C) C_f^3 \times \\ \left. \left. \left. \times C_{pg2} \left(\frac{\partial}{\partial C} R_f(C) \right) + 4R_f^3(C) C_f^2 (C_{pg2})^2 \left(\frac{\partial}{\partial C} R_f(C) \right) \right) \right) / \sqrt{M_1} \right) / \\ \left(\sqrt{-L_{ekv} C_{pg2} (M_2 + \sqrt{M_1})} \right) - \frac{1}{2} \sqrt{2} \sqrt{L_{ekv} C_{pg2} (M_2 + \sqrt{M_1})} \times \\ \times \left(\frac{\partial}{\partial C} R_f(C) \right) / \left(L_{ekv} C_{pg2} C_f R_f^2(C) \right),$$

where:

$$M_1 = L_{ekv}^2 (C_{pg2})^2 + 2L_{ekv} C_{pg2} C_f^2 R_f^2(C) - 2L_{ekv} (C_{pg2})^2 C_f R_f^2(C) + R_f^4(C) C_f + 2R_f^4(C) C_f^3 C_{pg2} + R_f^4(C) C_f^2 (C_{pg2})^2;$$

$$M_2 = -L_{ekv} C_{pg2} + R_f^2(C) C_f^2 + R_f^2(C) C_{pg2} C_f.$$

The dependences of the sensitivity of the optical frequency transducer on gas concentration are presented in Fig. 7.

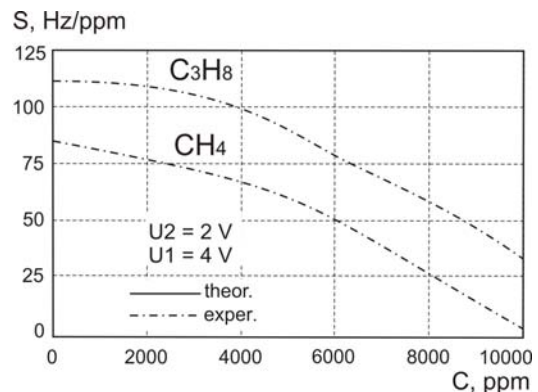


Fig.7. The sensitivity of the optical frequency transducer of gas concentration

The highest sensitivity (Fig. 7) of the transducer appeared to be within the range of gas concentration from 1 up to 4000 ppm and makes 85-10 Hz/ppm for methane and 35-110 Hz/ppm for propane. The greatest sensitivity

matches the optimum mode of supply 4 V and at the control voltage 2 V.

Conclusions

The mathematical model of the optical frequency transducer of gas concentration with an active inductive element for its producing as an integrated chip, based on a self-oscillator created with MOS, and a bipolar transistors and a photoresistor as a photosensitive element is developed. The analytical expressions for the transformation and the sensitivity equation are obtained on the basis of the model. Theoretical and experimental curves have shown that the sensitivity of the developed optical transducer of gas concentration is 35-110 Hz/ppm for propane and 85-10 Hz/ppm for methane.

Authors: *prof., head of Radioengineering Dep., Alexandr. V. Osadchuk, Vinnitsa National Technical University, Khmel'nyts'ke Hwy, 95, 21021, Vinnitsa, Ukraine. E-mail: osadchuk.av69@gmail.com; prof. of Radioengineering Dep., Volodymyr. S. Osadchuk, Vinnitsa National Technical University, Khmel'nyts'ke Hwy, 95, 21021, Vinnitsa, Ukraine E-mail: osadchuk.vs38@gmail.com; Ph.D., associate prof. of Electronics and Nanosystems Dep., Olena. O. Seletska, Vinnitsa National Technical University, Khmel'nyts'ke Hwy, 95, 21021, Vinnitsa, Ukraine E-mail: seletska84@gmail.com; Ph.D., associate prof. of Dep. of Computer science, Lyudmila. V. Krylik, Vinnitsa National Technical University, Khmel'nyts'ke Hwy, 95, 21021, Vinnitsa, Ukraine E-mail: lyudmila.krylik@gmail.com.*

REFERENCES

- [1] Werle P., Slemr F., Maurer K., Kormann R., Muecke R., Jaenker B. Near- and mid-infrared laser-optical sensors for gas analysis, *Optics and Lasers in Engineering* 37,(2002), 101–114
- [2] Shimose Y., Okamoto T., Maruyama A., Aizawa M., Nagai H. Remote sensing of methane gas by differential absorption measurement using a wavelength tunable DFB LD, *IEEE Photonics Technology Letters*, 3 (1991), n. 1, 86-87
- [3] Zavadovsky A., Plyusnin I., Sysoev S. Compact locator of methane leaks, *Sensors and systems*, (2007), n. 4, 28-30
- [4] Vasiliev A., Shenanin V., Charty P. Infrared detector for measuring concentrations of toxic gas molecules in the air stream, *Patent RU*, no. 2484450, (2013)
- [5] Michael D. Jack, Robert D. Stephens et al., Optical sensing apparatus for remotely measuring exhaust gas composition of moving motor vehicles, *Patent US*, n. 5591975, (1997)
- [6] Baranov A.M., Sleptsov V.V. et al. Multi-wavelength trace gas analyzer, *Patent RU, № 174760*, G01N 21/01 (2016)
- [7] O'Keefe A., Deacon D.A.G. Cavity ring-down optical spectrometer for absorption measurements using pulsed laser sources, *Review of Scientific Instruments*, 59 (1988).
- [8] Osadchuk V.S., Osadchuk A.V. Radiomeasuring Microelectronic Transducers of Physical Quantities, *IEEE, Proceedings of the International Siberian Conference on Control and Communications (SIBCON)*, 21-23 May, (2015)
- [9] Kwang-Jow Gan, Kuan-Yu Chun, Wen-Kuan Yeh, Muecke R., Jaenker B. Design of Dynamic Frequency Divider using Negative Differential Resistance Circuit, *International Journal on Recent and Innovation Trends in Computing and Communication* 3, (2015), n. 8, 5224-5228
- [10] Osadchuk O.V., Osadchuk V.S., Osadchuk I.O., Kolimoldayev M., Komada P., Mussabekov K. Design of Dynamic Frequency Optical transducers with frequency output, *Proc. SPIE 10445, Photonics Applications in Astronomy, Communications, Industry, and High Energy Physics Experiments 104451X*, (2017)
- [11] Osadchuk V.S., Osadchuk A.V., Yushchenko Y.A. Radiomeasuring thermal flowmeter of gas on the basis of transistor structure with negative resistance, *Elektronika ir Elektrotechnika. Kaunas: Technologija* 84, (2008), n. 8, 89-93
- [12] Osadchuk V.S., Osadchuk A.V., Osadchuk I.O., Kisała P., Zyska T., Annabaev A., Mussabekov K. Radiomeasuring pressure transducer with sensitive MEMS capacitor, *Przegląd Elektrotechniczny*, 93, (2017), 113-116
- [13] Alexeev V.A., Yatsenko V.A. The experience of creating portable multicomponent gas analyzers using the optical absorption method, *Radioengineering*, (2006), n. 146, 192-197
- [14] Osadchuk V.S., Osadchuk O.V., Seletska O.O. Radiomeasuring optical converters for microelectronic technology: monograph, *Universum, Vinnytsia, Ukraine*, (2013)
- [15] Kayatskas A.A. Basics of electronics, *Moskow: Executive. wk.*, (1988)