

PROCEEDINGS OF SPIE

SPIDigitalLibrary.org/conference-proceedings-of-spie

Multispectral environmental monitoring of phytoplankton pigment parameters in aquatic environments

Kvaterniuk, Serhii, Kvaterniuk, Olena, Petruk, Vasil, Mandebura, Anastasiia, Mandebura, Svyatoslav, et al.

Serhii Kvaterniuk, Olena Kvaterniuk, Vasil Petruk, Anastasiia Mandebura, Svyatoslav Mandebura, Żaklin M. Grądz, Saule Rakhmetullina, Mukaddas Arshidinova, "Multispectral environmental monitoring of phytoplankton pigment parameters in aquatic environments," Proc. SPIE 11176, Photonics Applications in Astronomy, Communications, Industry, and High-Energy Physics Experiments 2019, 111762R (6 November 2019); doi: 10.1117/12.2536809

SPIE.

Event: Photonics Applications in Astronomy, Communications, Industry, and High-Energy Physics Experiments 2019, 2019, Wilga, Poland

Multispectral environmental monitoring of phytoplankton pigment parameters in aquatic environments

Serhii Kvaterniuk^{*a}, Olena Kvaterniuk^b, Vasil Petruk^a, Anastasiia Mandebura^a, Svyatoslav Mandebura^a, Żaklin M. Grądz^c, Saule Rakhmetullina^d, Mukaddas Arshidinova^e

^aVinnytsia National Technical Univ., 95 Khmelnytske Shose, Vinnytsia, Ukraine 21021; ^bVinnytsia Humanitarian Pedagogical College, 13 Nagirna Street, Vinnytsia, Ukraine; ^cLublin University of Technology, Lublin, Poland; ^dEast Kazakhstan State Technical University named after D.Serikbayev, Ust-Kamenogorsk, Kazakhstan; ^eAl-Farabi Kazakh National University, Almaty, Kazakhstan

ABSTRACT

Mathematical modeling of the spectral characteristics of the coefficient of diffuse reflection of a layer of an aqueous medium with phytoplankton particles with a change in the pigment parameters is carried out. The functions of the probability density of errors occurring in the measuring channel of the multispectral environmental control are investigated. The dependence of the errors of the first and second kind and the reliability of the control of the pigment parameters of the phytoplankton on the threshold value of the diffuse reflection coefficient for a separate spectral channel of the monitoring instrument are analyzed. In particular, when using four channels with wavelengths of 530 nm, 590 nm, 620 nm and 730 nm in the multispectral environmental monitoring tool, the value of the reliability of the control of the ratio between chlorophyll a and total chlorophyll 0.939 is obtained, and when three channels with wavelengths of 450 nm are used, 470 nm and 660 nm, the reliability of the control of the ratio between carotenoids and total chlorophyll 0.972 was obtained. The working wavelengths and the number of channels of the multispectral environmental control are determined by the spectral characteristics of the phytoplankton pigments (chlorophylls and carotenoids), as well as the spectral characteristics of the radiation source and the photomatrix of the monitoring instrument.

Keywords: multispectral method, aqueous media, spectral characteristics, chlorophyll, phytoplankton

1. INTRODUCTION

For environmental monitoring of water bodies, multispectral monitoring methods can be used^{1,2,3}. At the same time, the complex effect of pollutants on a water body is estimated using bioindication using certain aquatic organisms, for example, phytoplankton or higher aquatic plants^{4,5}. The ecotoxicity of a mixture of unknown pollutants trapped in water bodies is quantified by changes in the parameters of bioindicators. When using phytoplankton bioindication, environmental monitoring can be carried out by changing such pigment parameters as the ratio between chlorophyll a and total chlorophyll, or the ratio between carotenoids and total chlorophyll. The aim of the work is to assess the reliability of multiparameter multispectral environmental monitoring of pigment parameters of phytoplankton in natural aquatic environments based on the results of the study of errors of the first and second types and the reliability of control in individual spectral channels⁶⁻⁸.

2. MATHEMATICAL MODELING OF THE SPECTRAL CHARACTERISTICS OF THE LAYER OF THE AQUATIC ENVIRONMENT WITH A CHANGE IN PIGMENT PARAMETERS

Using the technique of mathematical modeling of light scattering in the small-angle approximation^{2,7}, we solve the direct problem of determining the spectral characteristics of natural water environments for such cases of changes in the pigment parameters of phytoplankton⁹⁻¹¹:

*serg.kvaternuk@gmail.com

*:svitlana_Yaremko@ukr.net

a) the ratio between chlorophyll a and total phytoplankton chlorophyll Chl_a/Chl in the aquatic environment varies from 0.8 to 0.9; the ratio between carotenoids and total chlorophyll $Carot/Chl = 0.27 \pm 0.027$; phytoplankton biomass in aquatic environment $B = 17.7 \pm 1.77 \text{ mg / l}$;

b) the ratio between chlorophyll a and total phytoplankton chlorophyll in the aquatic environment $Chl_a/Chl = 0.8 \pm 0.08$; the ratio between carotenoids and total chlorophyll $Carot/Chl$ varies from 0.2 to 0.4; phytoplankton biomass $B = 17.7 \pm 1.77 \text{ mg / l}$ ¹²⁻¹³.

At the same time, phytoplankton parameters have a normal distribution law. The spectral characteristics of the diffuse reflection coefficient on the surface of the aquatic environment when the pigment parameters of phytoplankton change are calculated in Fig. 1.

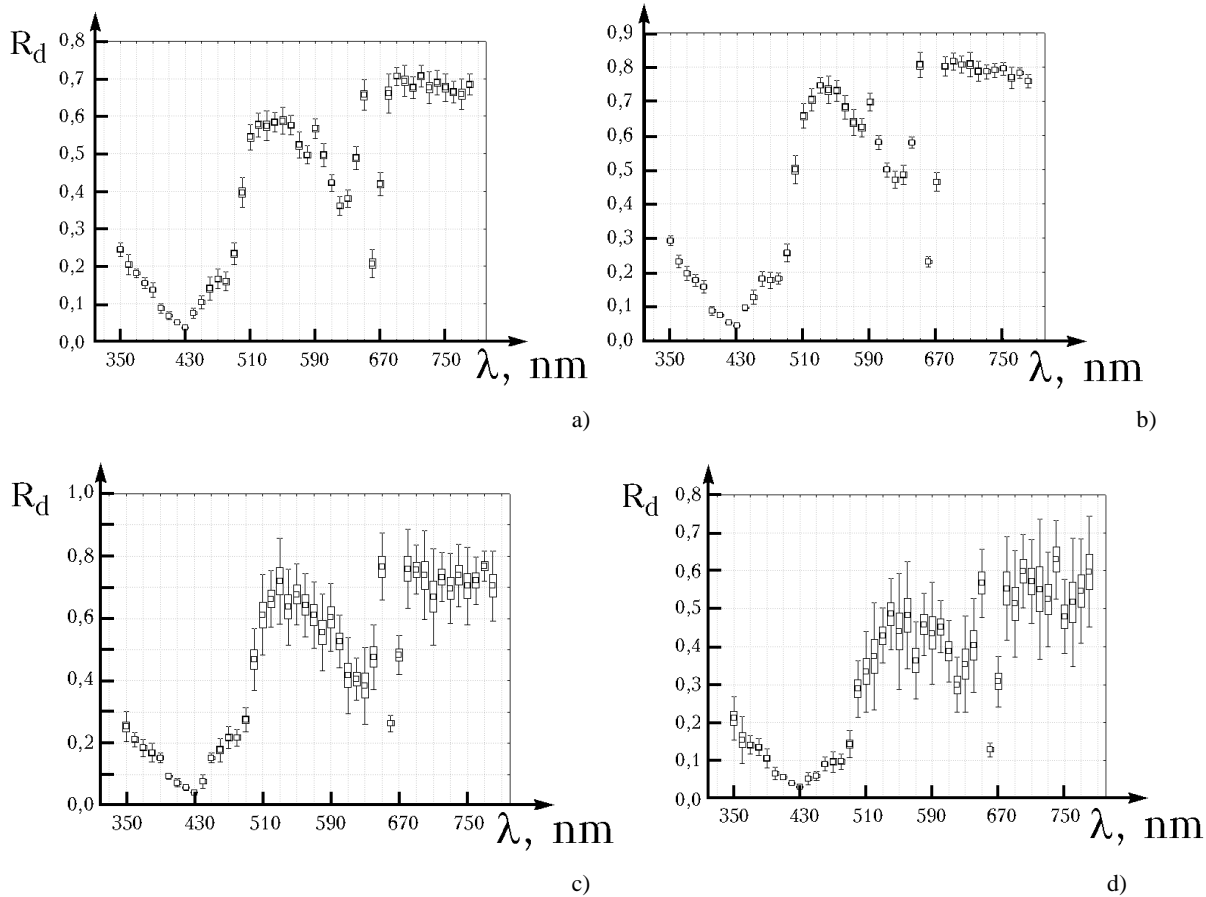


Figure 1. Spectral characteristics of the total diffuse reflection coefficient on the surface of the natural aquatic environment when the pigment parameters of phytoplankton change:

a) $Chl_a/Chl = 0,8$; $Carot/Chl = 0,27 \pm 0,027$; b) $Chl_a/Chl = 0,9$; $Carot/Chl = 0,27 \pm 0,027$;

c) $Chl_a/Chl = 0,8 \pm 0,08$; $Carot/Chl = 0,2$; d) $Chl_a/Chl = 0,8 \pm 0,08$; $Carot/Chl = 0,4$

To make a decision on the state of the test object according to the results of multispectral measurements in a laboratory model of the multispectral environmental monitoring facility, measurements are made at wavelengths corresponding to the characteristics of the radiation source. The diagrams of the magnitude of the diffuse reflection coefficient on the surface of the aquatic environment obtained as a result of a change in the pigment parameters of phytoplankton at these wavelengths are shown in Fig. 2^{14,15,16}.

Consider making decisions about the state of the test object at a wavelength of 510 nm. The distribution of the measured value, that is, the diffuse reflection coefficient on the surface of the aquatic environment when the ratio between

chlorophyll a and total phytoplankton chlorophyll varies from 0.8 to 0.9, corresponds to the normal distribution law
17,18,19

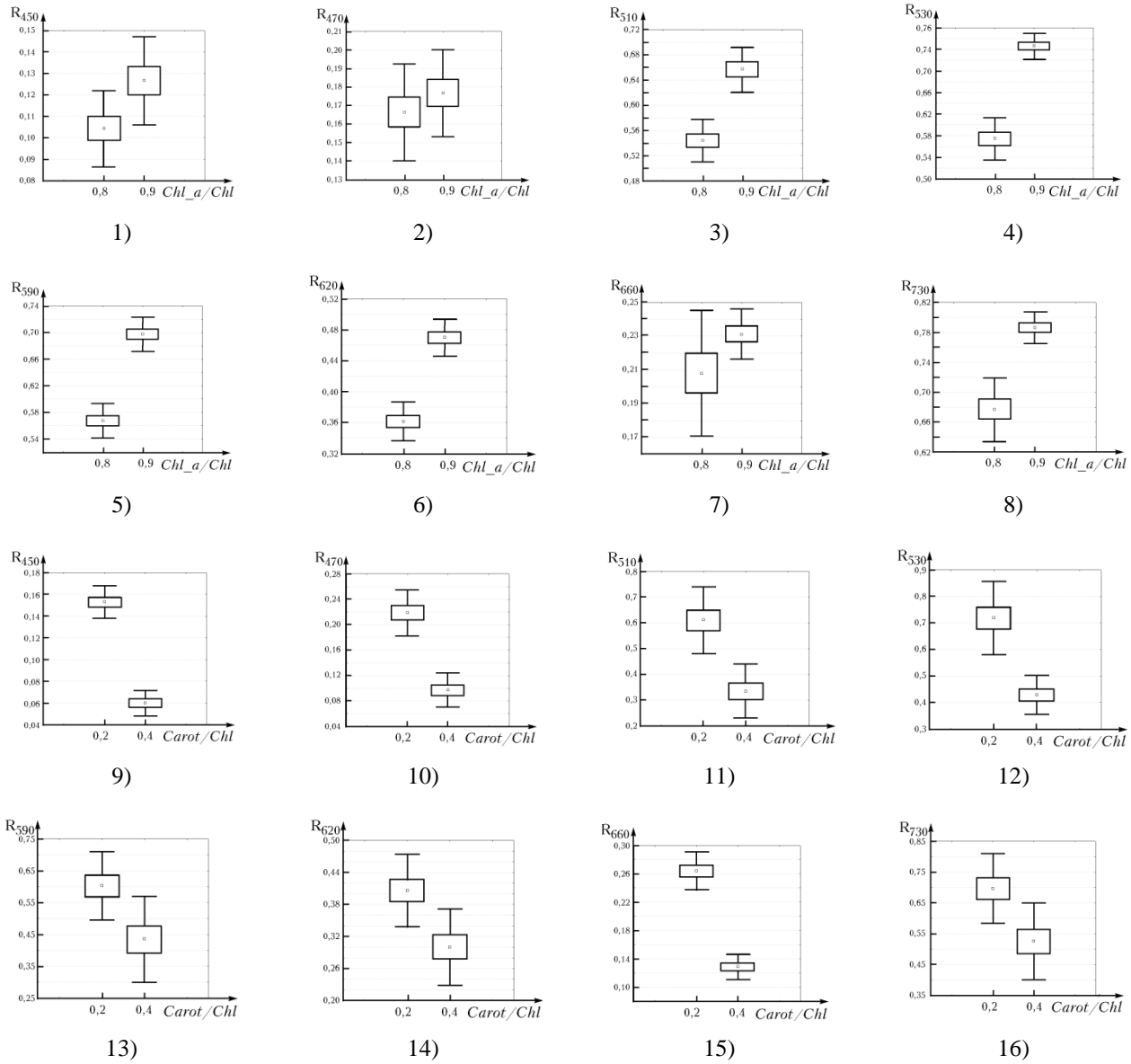


Fig. 2. Diagrams of the magnitude of the diffuse reflection coefficient on the surface of the aquatic environment with a change in the ratio between chlorophyll a and total chlorophyll (1-8) and carotenoids and total chlorophyll (9-16)

When used in a control device CCD camera the instrumental component of the error of multispectral measurements is determined by two components of the error, namely, the error caused by the presence of noise and random noise in the CCD camera and the quantization error associated with analog-digital conversion. The probability density functions of the errors due to the presence of noise and random noise in the CCD camera and quantization errors when using a camera of the type MDC140BW based on the Sony ICX285AL photomatrix are analyzed in²⁰⁻²¹.

3. ESTIMATION OF THE RELIABILITY OF MULTISPECTRAL ENVIRONMENTAL MONITORING OF PHYTOPLANKTON PIGMENT PARAMETERS IN THE AQUATIC ENVIRONMENT

Let us analyze the reliability of monitoring the pigment parameters of phytoplankton in the aquatic environment using the multispectral method. As a result of monitoring the pigment parameters of phytoplankton at a wavelength of 510 nm, it is necessary to determine the threshold value, that is α , to distinguish samples from the ratio between chlorophyll a and total chlorophyll 0.8 and 0.9²²⁻²⁴. Comparison of the results of the control and the actual value when processing the results of multispectral measurements was carried out according to the method described in²⁰. When the threshold value of the diffuse reflectance changes, the probability of errors of the first and second kinds, as well as the reliability of the control, changes as follows (see Fig. 3).

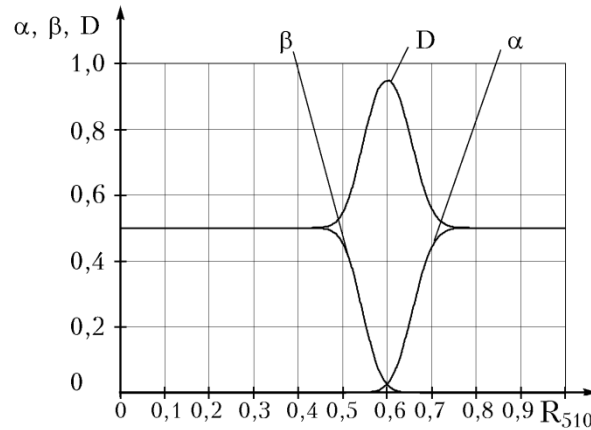


Fig. 3. The dependence of the errors of the first and second kind and the reliability of the control of the ratio between chlorophyll a and total phytoplankton chlorophyll by the multispectral method^{11,25-26}

In tab. 1 shows the results of calculating the errors of the first and second kind and the reliability of monitoring the pigment parameters of phytoplankton by the multispectral method for other spectral channels²⁷.

Table 1. The results of the calculation of errors of the first and second kind and the reliability of control of pigment parameters

Wavelength, nm	R_1	R_2	α_i	β_i	D_i
The change in the ratio between chlorophyll a and total chlorophyll					
450	0.104370±0.017873	0.126655±0.020524	0.16	0.12	0.72
470	0.166366±0.026141	0.176787±0.023573	0.138	0.279	0.582
510	0.544284±0.033573	0.657209±0.035814	0.028	0.023	0.949
530	0.574745±0.039096	0.746518±0.023698	$9.5 \cdot 10^{-4}$	$2.5 \cdot 10^{-3}$	0.997
590	0.567362±0.025644	0.697673±0.025153	$3.2 \cdot 10^{-3}$	$2.25 \cdot 10^{-3}$	0.995
620	0.361308±0.024896	0.470147±0.024491	$5.35 \cdot 10^{-3}$	$7.55 \cdot 10^{-3}$	0.987
660	0.207780±0.037154	0.231058±0.014849	0.037	0.243	0.72
730	0.677084±0.042336	0.786341±0.020961	0.017	0.024	0.959
The change in the ratio between carotenoids and total chlorophyll					

450	0.153039±0.015293	0.059885±0.011417	$3 \cdot 10^{-4}$	$5 \cdot 10^{-5}$	0.9997
470	0.218642±0.035898	0.097021±0.026919	0.014	0.012	0.974
510	0.611659±0.129234	0.334817±0.106452	0.063	0.058	0.88
530	0.719055±0.137789	0.429759±0.073175	0.052	0.026	0.922
590	0.603915±0.107821	0.435920±0.134695	0.084	0.153	0.764
620	0.405982±0.067827	0.299850±0.072270	0.102	0.118	0.781
660	0.264222±0.026946	0.128925±0.018270	$1 \cdot 10^{-3}$	$3 \cdot 10^{-4}$	0.9987
730	0.696641±0.112632	0.525412±0.124805	0.097	0.137	0.766

In the case of multiparameter multispectral monitoring of phytoplankton pigment parameters, reliability will be determined by the product of the reliability of selected spectral channels. When using four channels with wavelengths of 530, 590, 620 and 730 nm in the multispectral environmental monitoring tool, the significance of multiparameter control of the ratio between chlorophyll a and total chlorophyll 0.939 was obtained²⁸⁻²⁹. When using three channels with wavelengths of 450, 470 and 660 nm in the multispectral environmental monitoring tool, the significance of multiparameter control of the ratio between carotenoids and total chlorophyll 0.972 was obtained. For processing multispectral images of polluted water bodies and using bioindication using phytoplankton or higher aquatic plants, it is convenient to use neural networks or fuzzy logic^{20,30-33}.

4. CONCLUSION

When the pigment parameters of phytoplankton change in the course of mathematical modeling, the diagrams of the magnitude of the diffuse reflectance at the working wavelengths of the spectral channels of the monitoring facility are obtained. Taking into account the influence of errors on the measured value, namely the diffuse reflection coefficient at the working wavelengths, errors of the first and second kind, as well as the reliability of the control in each of the spectral channels, are estimated. In order to obtain an acceptable value of the reliability of control, it is necessary to choose such spectral channels, using which the total authenticity will not be less than the required value. In particular, when using four spectral channels (530, 590, 620, 730 nm), the obtained value of the reliability of the control of the ratio between chlorophyll a and total chlorophyll was 0.939, and using three spectral channels (450, 470, 660 nm), the value of the control reliability was obtained the ratio between carotenoids and total chlorophyll was 0.972.

REFERENCES

- [1] Petruk, V.G., Kvaternyuk, S.M., Denysiuk, Y.M. et al., "The spectral polarimetric control of phytoplankton in photobioreactor of the wastewater treatment," Proc. of SPIE. 8698, (2012).
- [2] Kociubiński, A., Bieniek, T. and Janczyk, G., "Design, Modeling and Simulation of MEMS Devices on Si, SiC, and Diamond for Harsh Environment Applications," Acta Phys. Pol. A 125(6), 1374–1376, (2014).
- [3] Borecki, M., Duk, M., Kociubiński, A. and Korwin-Pawlowski, M. L., "Multiparametric methane sensor for environmental monitoring," International Society for Optics and Photonics, 101750M, (2016).
- [4] Petruk, V., Kvaternyuk, S., Yasynska, V. et al., "The method of multispectral image processing of phytoplankton for environmental control of water pollution," Proc. of SPIE. 9816, (2015).
- [5] Petruk, V., Kvaternyuk, S., Kozachuk, A. et al., "Multispectral television measuring control of the ecological state of waterbodies on the characteristics macrophytes," Proc. of SPIE. 9816, (2015).
- [6] Petruk, R. V., Pohrebennyk, V. D., Kvaternyuk, S. M. et al., "Multispectral television monitoring of contamination of water objects by using macrophyte-based bioindication," 16th International Multidisciplinary Scientific GeoConference SGEM 2016 : SGEM2016 Conference Proceedings 5(2), 597–602, (2016).
- [7] Gęca, M., Kociubiński, A. and Borecki, M., "Analysis of local heating of liquid samples in multiparametric capillary sensors," International Society for Optics and Photonics, 92900V, (2014).

- [8] Rovira, R.H., Pavlov, S.V., Kaminski, O.S. and Bayas M.M., "Methods of Processing Video Polarimetry Information Based on Least-Squares and Fourier Analysis," *Middle-East Journal of Scientific Research* 16 (9), 1201-1204, (2013).
- [9] Zabolotna, N.I., Pavlov, S.V., Radchenko and K.O. et al., "Diagnostic efficiency of Mueller - matrix polarization reconstruction system of the phase structure of liver tissue," *Proceedings of SPIE* 9816, (2015).
- [10] Kukharchuk, V.V., Bogachuk, V.V., Hraniak, V.F. et al., "Method of magneto-elastic control of mechanic rigidity in assemblies of hydropower units," *Proceedings of SPIE* 10445, (2017).
- [11] Vedmitskiy, Y.G., Kukharchuk, V.V., Hraniak, V.F., Vishtak, I.V., Kacejko, P. and Abenov, A., "Newton binomial in the generalized Cauchy problem as exemplified by electrical systems," *Proc. of SPIE* 10808, (2018).
- [12] Rovira, J. R., Pavlov, S.V., Vassilenko, V.B., Wójcik W. and Sugurova, L., "Methods and resources for imaging polarimetry," *Proc. of SPIE* 8698, (2013).
- [13] Pavlov, S. V., Sander, S. V., Kozlovskaya, T. I., Kaminsky, A. S., Wojcik, W. et al., "Laser photoplethysmography in integrated evaluation of collateral circulation of lower extremities," *Proc. of SPIE* 8698, (2013).
- [14] Vyatkin, S.I., Romanyuk, A.N., Gotra, Z.Y. et al., "Offsetting, relations and blending with perturbation functions," *Proceedings of SPIE* 10445, (2017).
- [15] Wojcik, W., Komada, P., Cieszczyk, S. et al., "ECTL application for carbon monoxide measurements," *Proceedings of SPIE* 5958, (2005).
- [16] Wojcik, W., Lach, Z., Smolarz, A. et al., "Power supply via optical fibre in home telematic networks" *Przegląd Elektrotechniczny* 84(3), 277-279, (2008).
- [17] Pavlov, S.V., Kozhukhar, A.T. et al., "Electro-optical system for the automated selection of dental implants according to their colour matching," *Przegląd Elektrotechniczny* 93(3), 121-124, (2017).
- [18] Kholin, V.V., Chepurna, O.M., Pavlov, S. et al., "Methods and fiber optics spectrometry system for control of photosensitizer in tissue during photodynamic therapy," *Proc. of SPIE* 10031, (2016).
- [19] Rovira, R.H., Tuzhansky, S.Ye., Pavlov, S.V., Savenkov, S.N., Kolomiets, I.S. et al., "Polarimetric characterisation of histological section of skin with pathological changes," *Proc. of SPIE* 10031, (2016).
- [20] Kvaternyuk, S., Kvaternyuk, O., Petruk, R. et al., "Indirect measurements of the parameters of inhomogeneous natural media by a multispectral method using fuzzy logic," *Proc. of SPIE*. 10808, (2018).
- [21] Pavlov, S. V., Vassilenko, V. B., Saldan, I. R., Vovkotrub, D. V., Poplavskaya, A. A. et al. "Methods of processing biomedical image of retinal macular region of the eye," *Proc. of SPIE* 9961, (2016).
- [22] Rovira, R., Bayas, M.M., Pavlov, S.V., Kozlovskaya, T.I., Kisała, P. et al. "Application of a modified evolutionary algorithm for the optimization of data acquisition to improve the accuracy of a video-polarimetric system," *Proc. of SPIE* 9816, (2015).
- [23] Azarov, O.D., Murashchenko, O.G., Chernyak, O.I., Smolarz, A., G. and Kashaganova, G., "Method of glitch reduction in DAC with weight redundancy," *Proc. of SPIE* 9816, (2015).
- [24] Zabolotna, N. I., Pavlov, S. V., Ushenko, A. G., Sobko O. V. and Savich, V. O., "Multivariate system of polarization tomography of biological crystals birefringence networks," *Proc. of SPIE* 9166, (2014).
- [25] Vysotska, O.V., Nosov, K., Savina, N.B. and etc. "An approach to determination of the criteria of harmony of biological objects," *Proc. of SPIE* 10808, (2018).
- [26] Timchenko, L.I., Pavlov, S.V., Kokriatskaia, N.I. and etc. "Precision measurement of coordinates of power center of extended laser path images," *Proc. of SPIE* 10808, (2018).
- [27] Zabolotna, N. I., Pavlov, S. V., Ushenko, A. G., Karachevtsev, A.O., Savich, V.O. et al., "System of the phase tomography of optically anisotropic polycrystalline films of biological fluids," *Proc. of SPIE* 9166, (2014).
- [28] Rotshtein, A., Shtovba, S., Chernovolik, G. and Petruk, V., "Processing of optical information for medical decision making support systems by intelligent techniques," *Proc. of SPIE* 4425, (2001).
- [29] Azarov, O.D., Pavlov, S.V., Chernyak, O.I., Ivasyuk, I.D., Wójcik, W. and Syzdykpayeva, A., "Principles of fast count in modified Fibonacci numerical system," *Proc. of SPIE* 10808, (2018).
- [30] Petruk, V., Kvaternyuk, S., Kvaternyuk, O. et al., "Multispectral method and means for determining the distance of the shot on the basis of the study of gunshot injuries of the skin tissues," *Przegląd Elektrotechniczny* 93(3), 129-132, (2017).
- [31] Petruk, V., Kvaternyuk, S., Kvaternyuk, O. et al., "Assessment of the validity of the diagnosis of damage of tissues by multispectral method using neural network," *Przegląd Elektrotechniczny* 93(5), 106-109, (2017).

- [32] Grzechca, D., "Construction of an Expert System Based on Fuzzy Logic for Diagnosis of Analog Electronic Circuits," *Journal of Electronics and Telecommunications* 61(1), 77-82,(2015).
- [33] Lesovoy, I. and Pylypenko G., "Imitation modeling of the routing process based on fuzzy logic," *Informatics Control Measurement and Environment Protection* 8 (1), 16-19, (2018).